
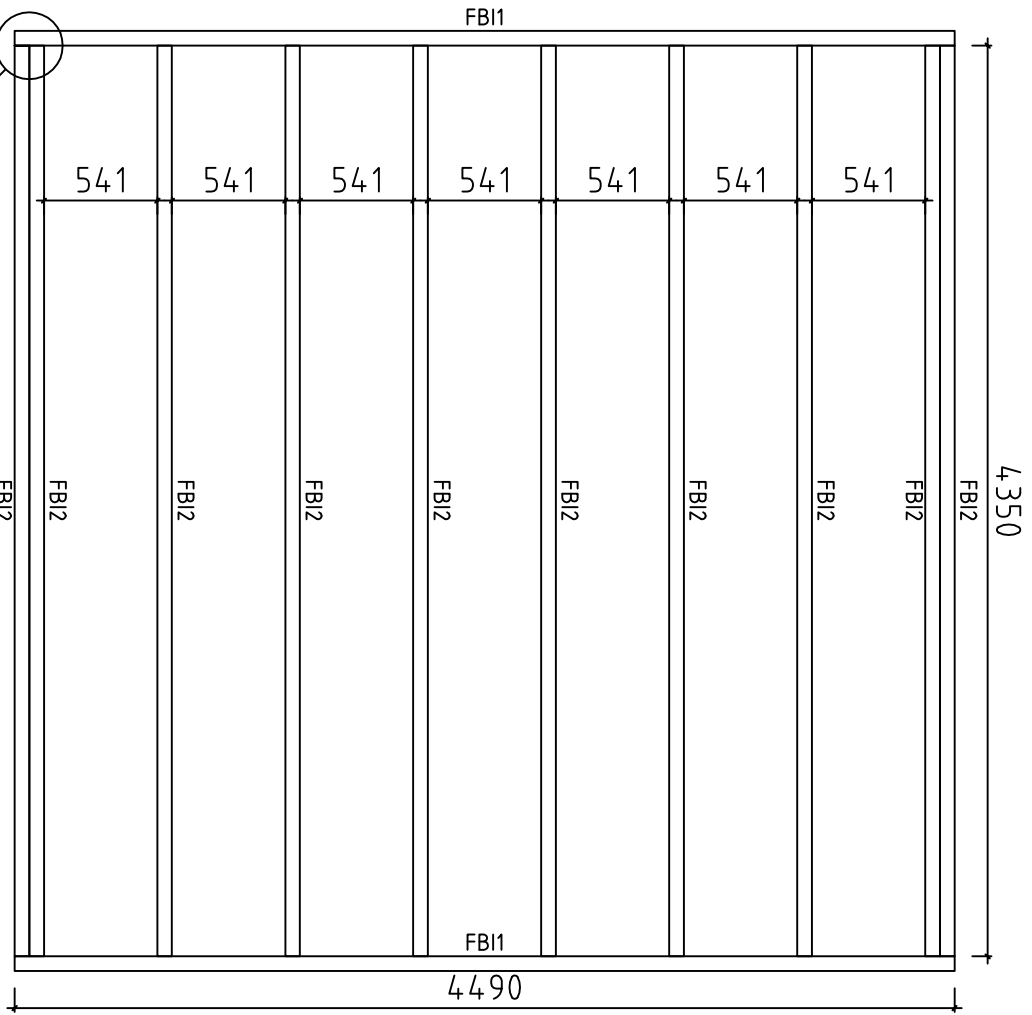


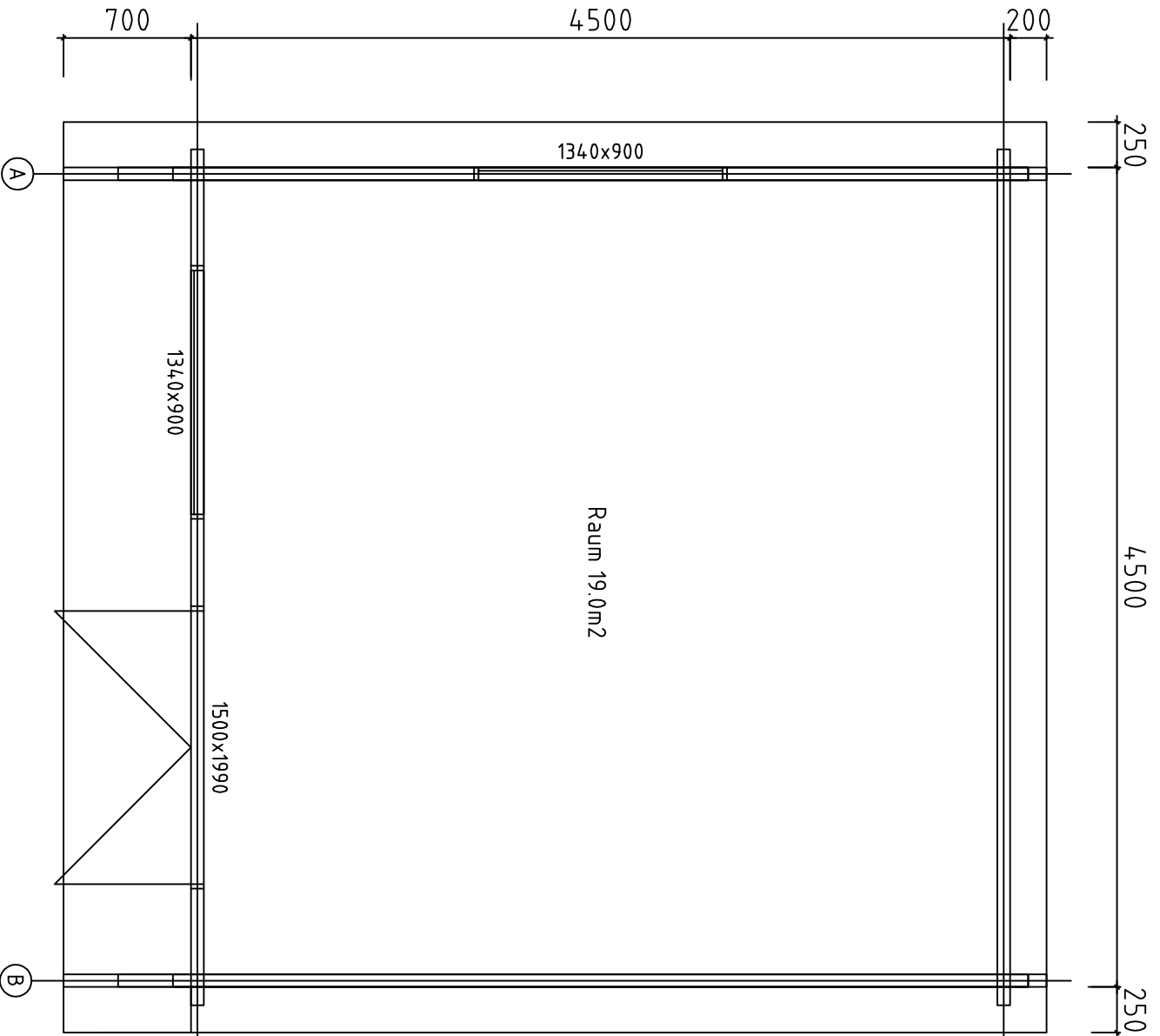
Date rev. Description

V 1.0

House	7045220	Sheet	1
Drawing	3D	Scale	
Material	70x135	Date	30.11.2021
Drawer	K.K.	File	7045220 3D.dwg



House	7045220	Sheet	2
Drawing	FLOORBEAMS-FUSSBODENBALKEN-VLOERBALKEN	Scale	1:35
Material	70x45	Date	12.01.2022
Drawer	K.K.	File	7045220.dwg



Raum 19.0m2

1340x900

1340x900

1500x1990

250

4500

250

200


700

A

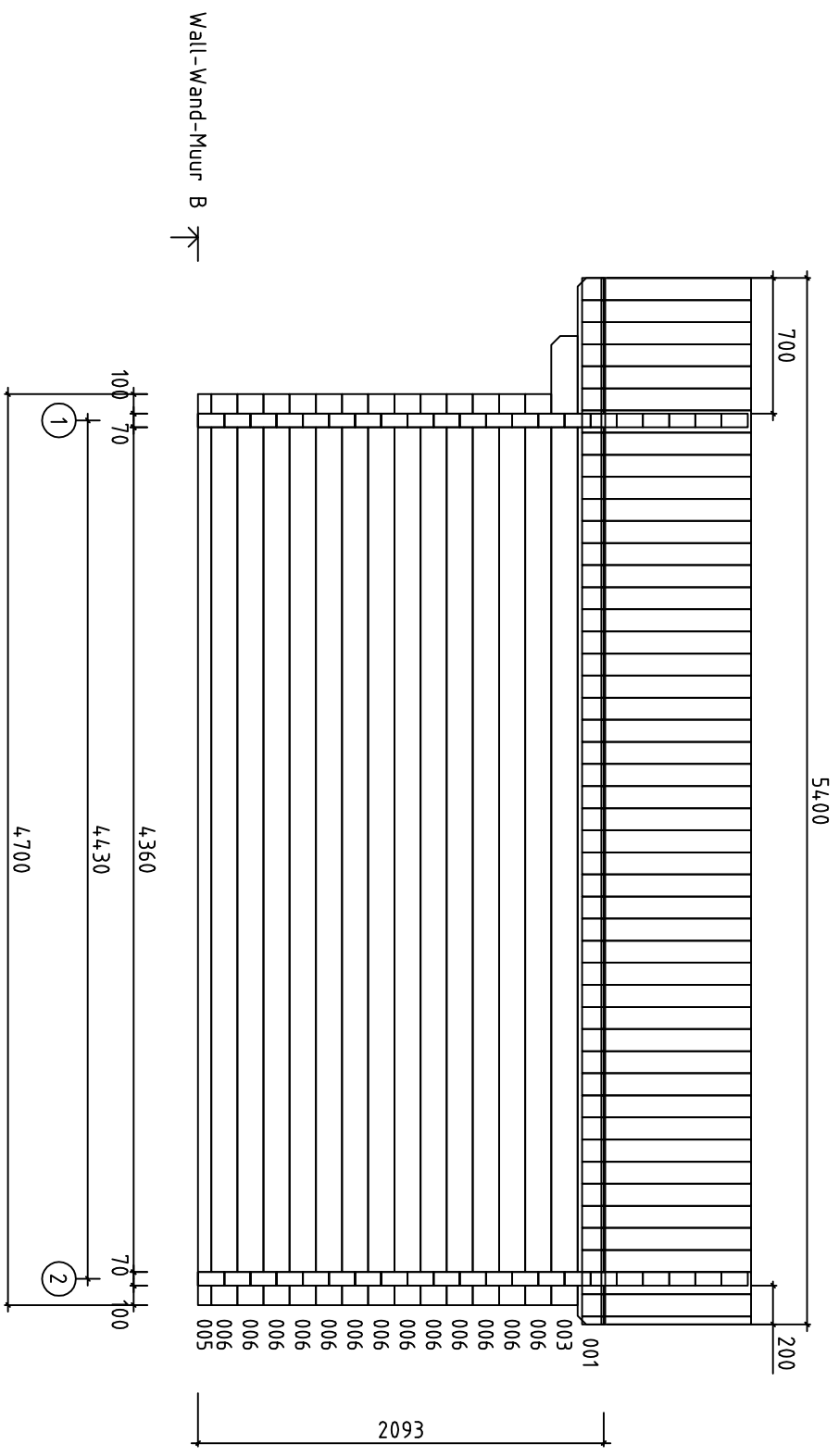
B

1

2

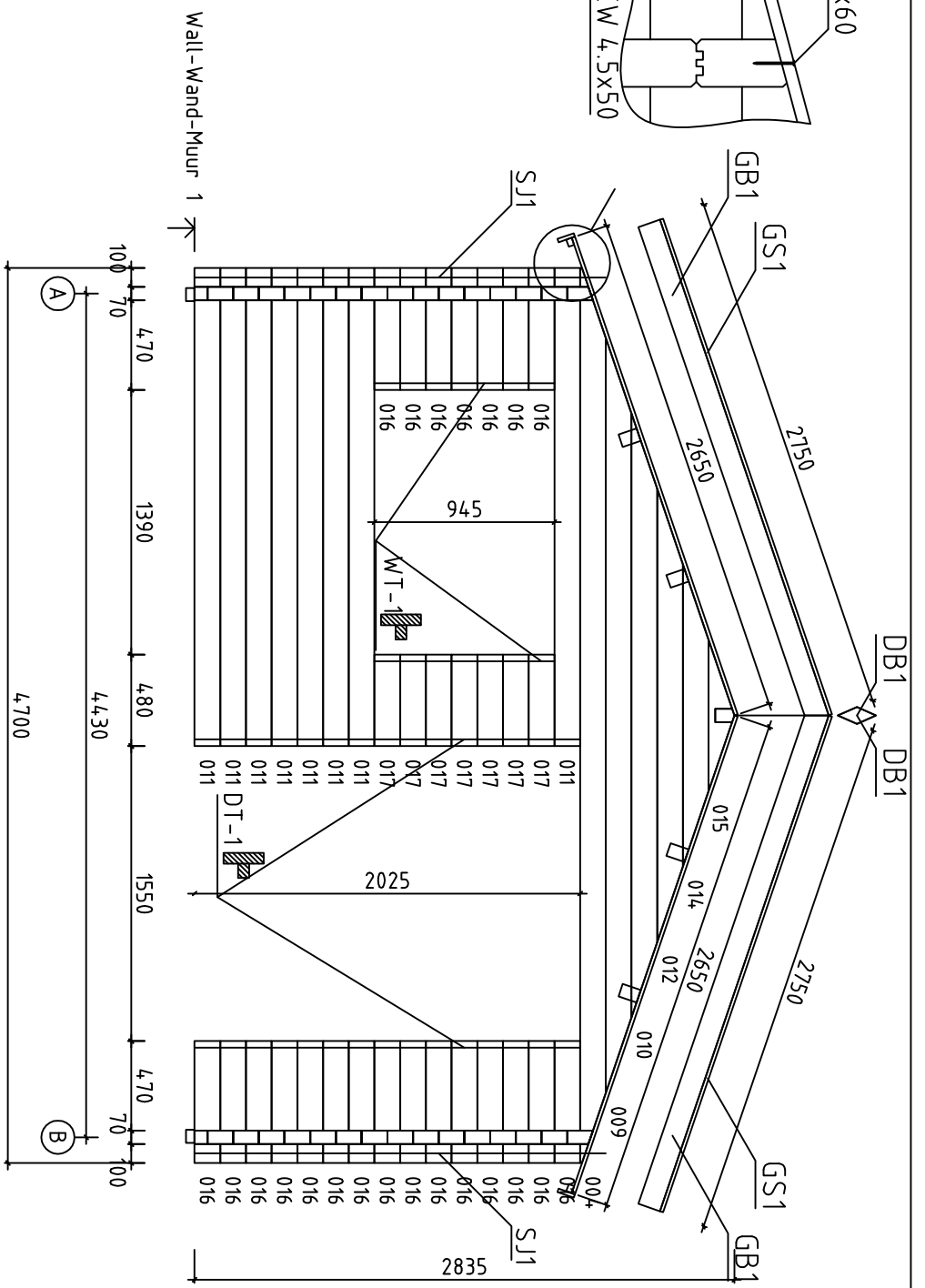
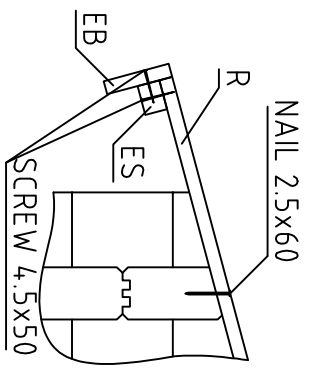


House	7045220	Sheet	3
Drawing	Plan	Scale	1:35
Material	70x135	Date	12.01.2022
Drawer	K.K.	File	7045220.dwg

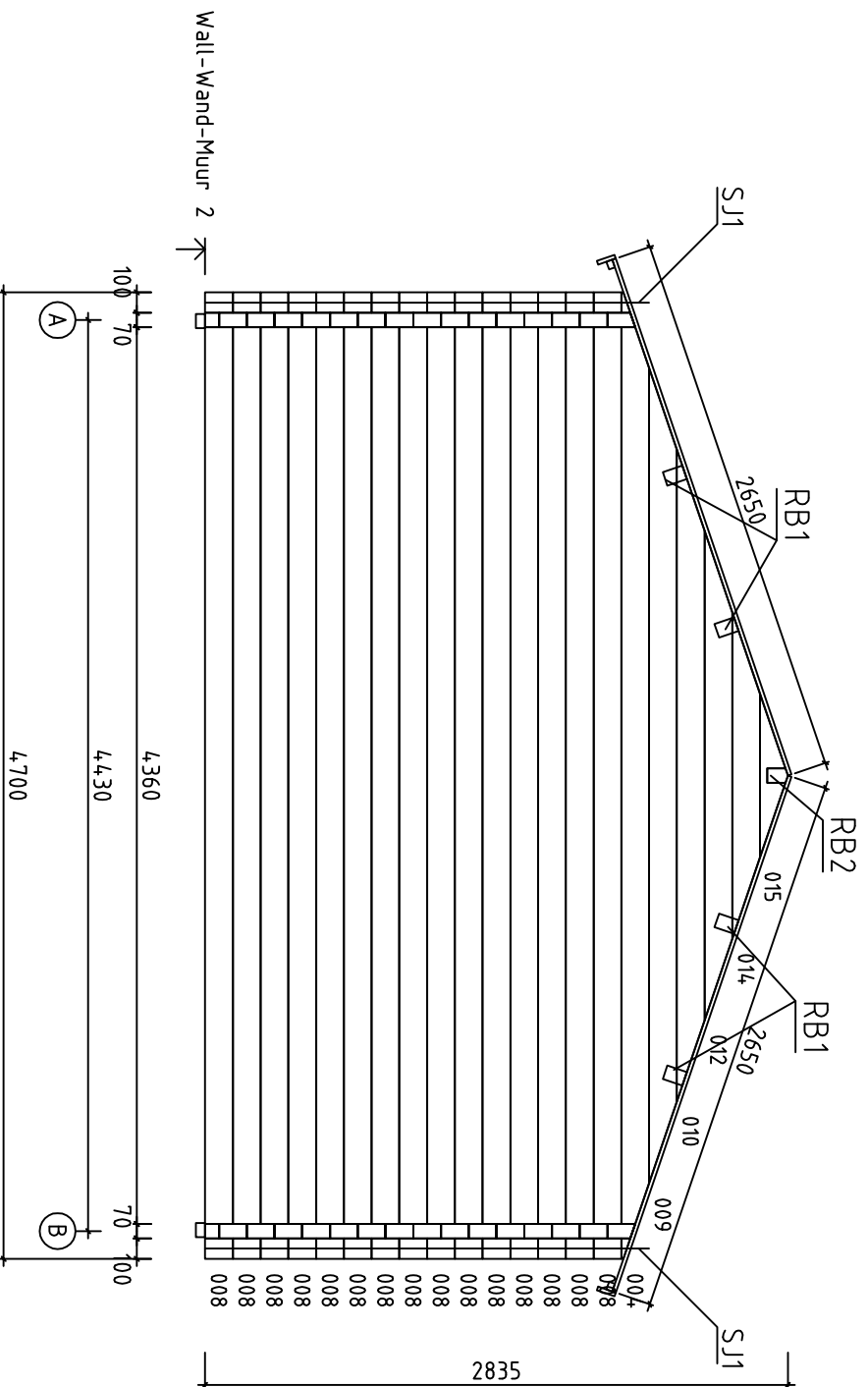


Wall-Wand-Muur B ↖




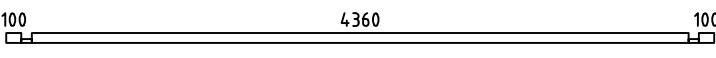
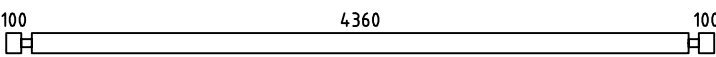

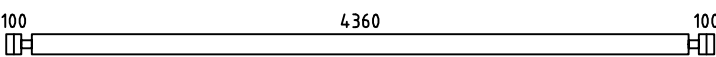


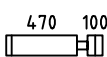

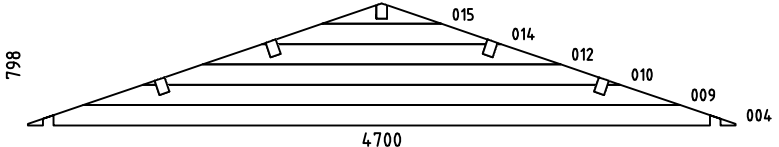
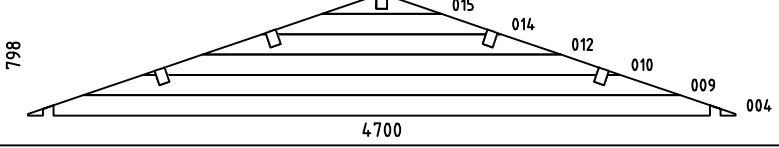


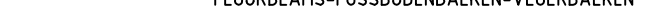
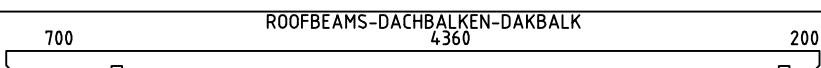
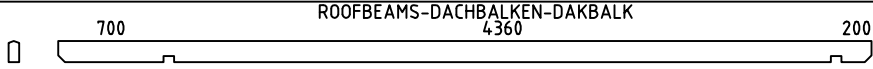



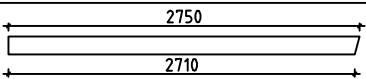

House	7045220	Sheet	5
Drawing	WALL - WAND - MUUR B	Scale	1:35
Material	7.0x13.5	Date	12.01.2022
Drawer	K.K.	File	7045220.dwg










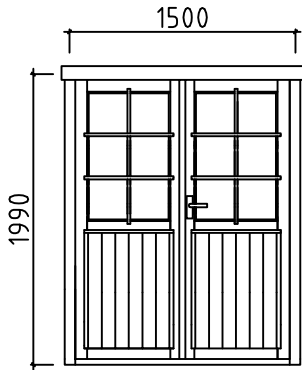
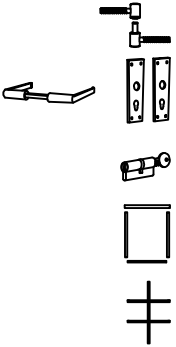
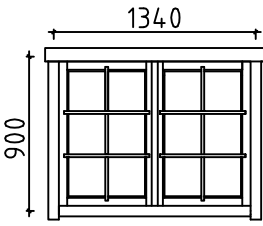



House	7045220	Sheet	6
Drawing	WALL-WAND-MUUR 1	Scale	1:35
Material	7.0x13.5	Date	12.01.2022
Drawer	K.K.	File	7045220.dwg



House	7045220	Sheet	7
Drawing	WALL - WAND - MUUR 2	Scale	1:35
Material	7.0x13.5	Date	12.01.2022
Drawer	K.K.	File	7045220.dwg

Pos	Specification-Bestimmung-Omschrijving 7045220	Pcs	Profile (mm)	L (mm)		
001		1	70x135	5400		
002		1	70x135	5400		
003		2	70x135	5000		
005		2	70x68	4700		
006		19	70x135	4700		
007	SPARE BEAM-ERZATZBOHLE-VOORRAADPLANK 	1	70x135	4700		
008		15	70x135	4700		
011		8	70x135	2510		
013		14	70x135	1655		
016		22	70x135	640		
017		7	70x135	480		
W1-1		1	70x798	4700		
W2-1		1	70x798	4700		
HB	HIT BLOCK-SCHLAGHÖLZER-BLAZENPLANK 	2	70x135	300		
FBI1	FLOORBEAMS-FUSSBODENBALKEN-VLOERBALKEN 	IMM	2	70x45	4490	
FBI2	FLOORBEAMS-FUSSBODENBALKEN-VLOERBALKEN 	IMM	10	70x45	4350	
RB1	ROOFBEAMS-DACHBALKEN-DAKBALK 	4	70x140	5400		
RB2	ROOFBEAMS-DACHBALKEN-DAKBALK 	1	70x140	5400		
F1	FLOORBOARD-FUSSBODENBRETT-VLOERPLANK  or-oder-of	51+1 39+1	18x88 18x114	4350		
R1	ROOFBOARD-DACHBRETT-DAKPLANK  or-oder-of	125+1 96+1	18x88 18x114	2650		
FF1	FLOOR FILLET-FUSSBODENLEISTE-VLOERPLINT 		18x35	17.5		
GB1	GABLE BOARD-GIEBELBLENDE-GEVELPLANK 	4	18x120	2750		
GS1	ROOF FELT FILLET-GIEBELLEISTE-GEVELLIJST 	4	18x70	2750		
Kood	7045220	Materjal	File	7045220.dwg	Leht	8

Pos	Specification-Bestimmung-Omschrijving 7045220		Pcs	Profile (mm)	L (mm)
EB1	EAVE BOARD-TRAUFBRETT-AFDEKPLANK		4	18x90	2700
ES1	EAVE SLAT-TRAUFFENLEISTE-AFDEKLIJST		4	30x40	2700
DB1	DIAMOND-RAUTE-DIAMANT		2	18x90	200
DT1	DOOR ASSEMBLING PROFILE-TÜR INSTALLIERUNGSPROFIL -DEUR INSTALLATIE PROFIL		2	70x43	1990
WT1	WINDOW ASSEMBLING PROFILE-FENSTER INSTALLIERUNGSPROFIL -VENSTER INSTALLATIE PROFIL		4	70x43	900
SJ1	SCREW JOINT-GEWINDESTANGE -STELSCHROEF		4	M10	2100
	NAIL-NAGEL-NAGEL FOR-FÜR-VOOR F1, R1		920	ø2.5	60
	SCREWS-SCHRAUBEN-SCHROEF FOR-FÜR-VOOR GB1, GS1, EB1, ES1, DB1		80	ø4.5	50
	SCREWS-SCHRAUBEN-SCHROEF FOR-FÜR-VOOR RB1, RB2		10	ø6.0	160
	DOUBLEDOR-DOPPELTÜR-DUBBELE DEUR (right-rechts-rechts) AST_ISO_KP P.P.		1	1500	1990
			6		
			1		
			1		
			1		
			2		
	DOUBLE WINDOW-DOPPEL FENSTER-DUBBELE VENSTER	AST_ISO_KP	2	1340	900
			4		
			4		
			8		
Kood	7045220	Materjal	File	7045220.dwg	Leht 9