

Date rev. Description



V 1.0

House	7045120	Sheet	1
-------	---------	-------	---


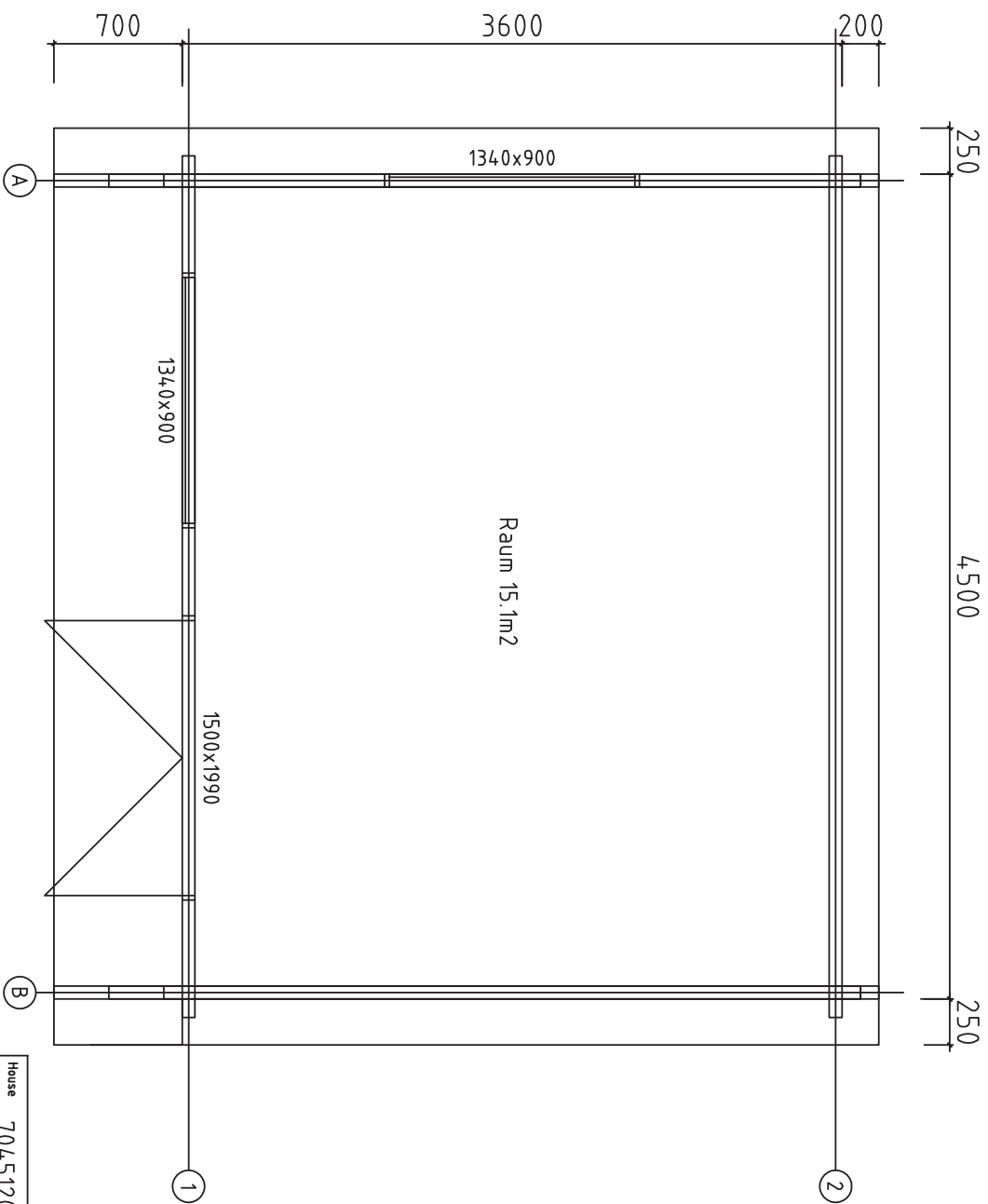
Drawing	3D	Scale	
---------	----	-------	--

Material	70X135	Date	30.11.2021
----------	--------	------	------------

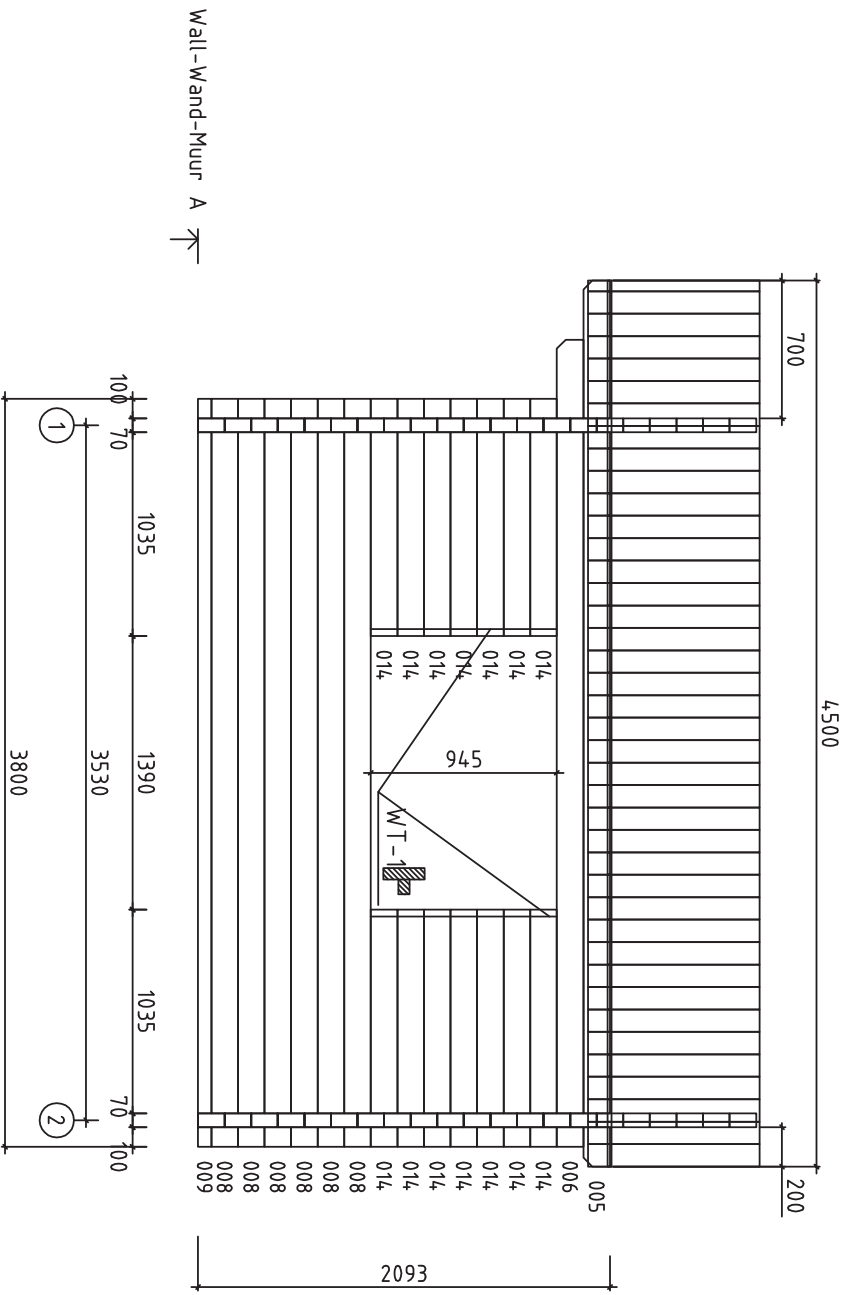
Drawer	K.K.	File	7045120 3D.dwg
--------	------	------	----------------



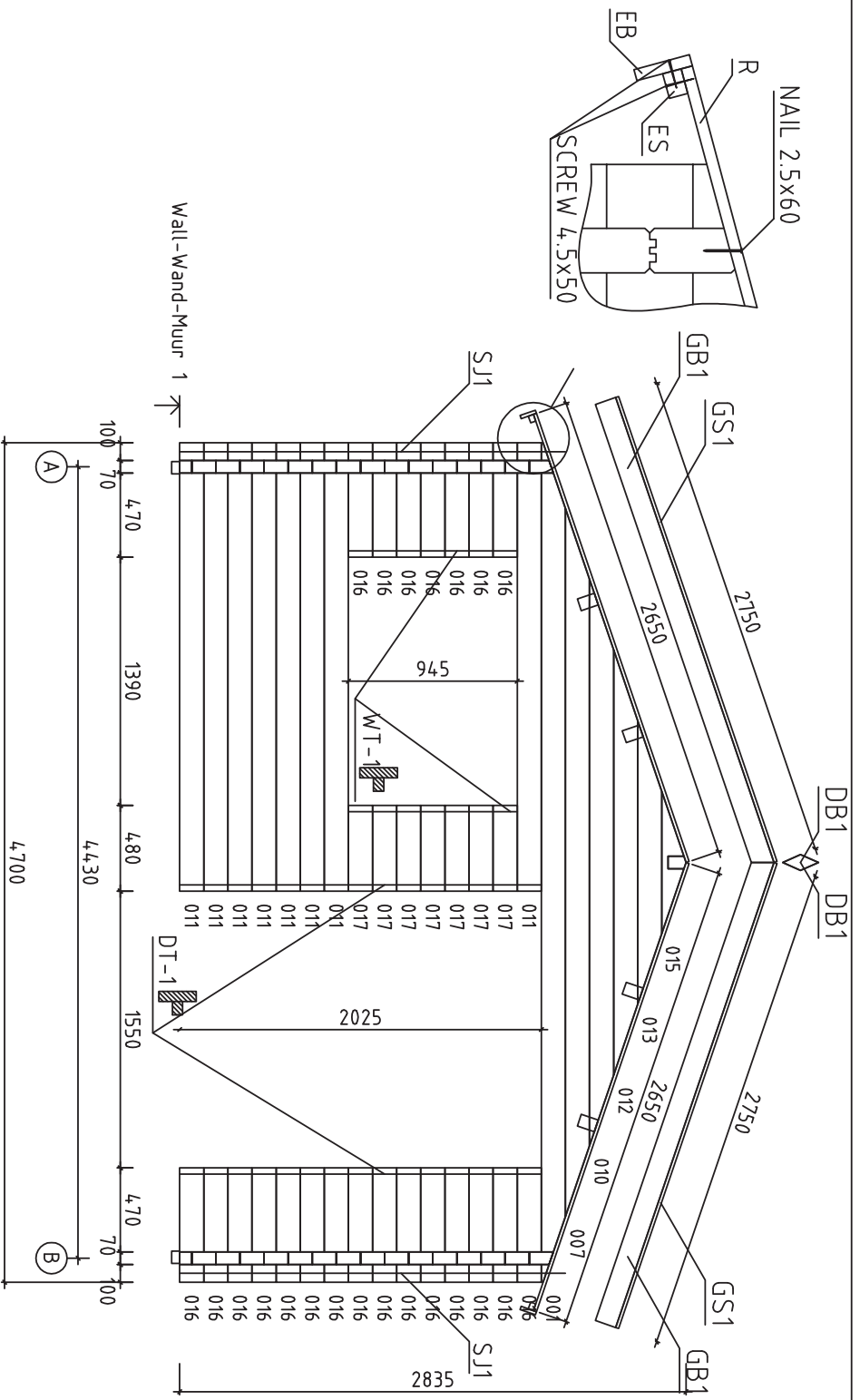
House	7045120	Sheet	2
Drawing	FLOORBEAMS-FUSSBODENBALKEN-VLOERBALKEN	Scale	1:35
Material	70x4,5	Date	12.01.2022
Drawer	K.K.	File	7045120.dwg



House	7045120	Sheet	3
Drawing	Plan	Scale	1:35
Material	70x135	Date	12.01.2022
Drawer	K.K.	File	7045120.dwg

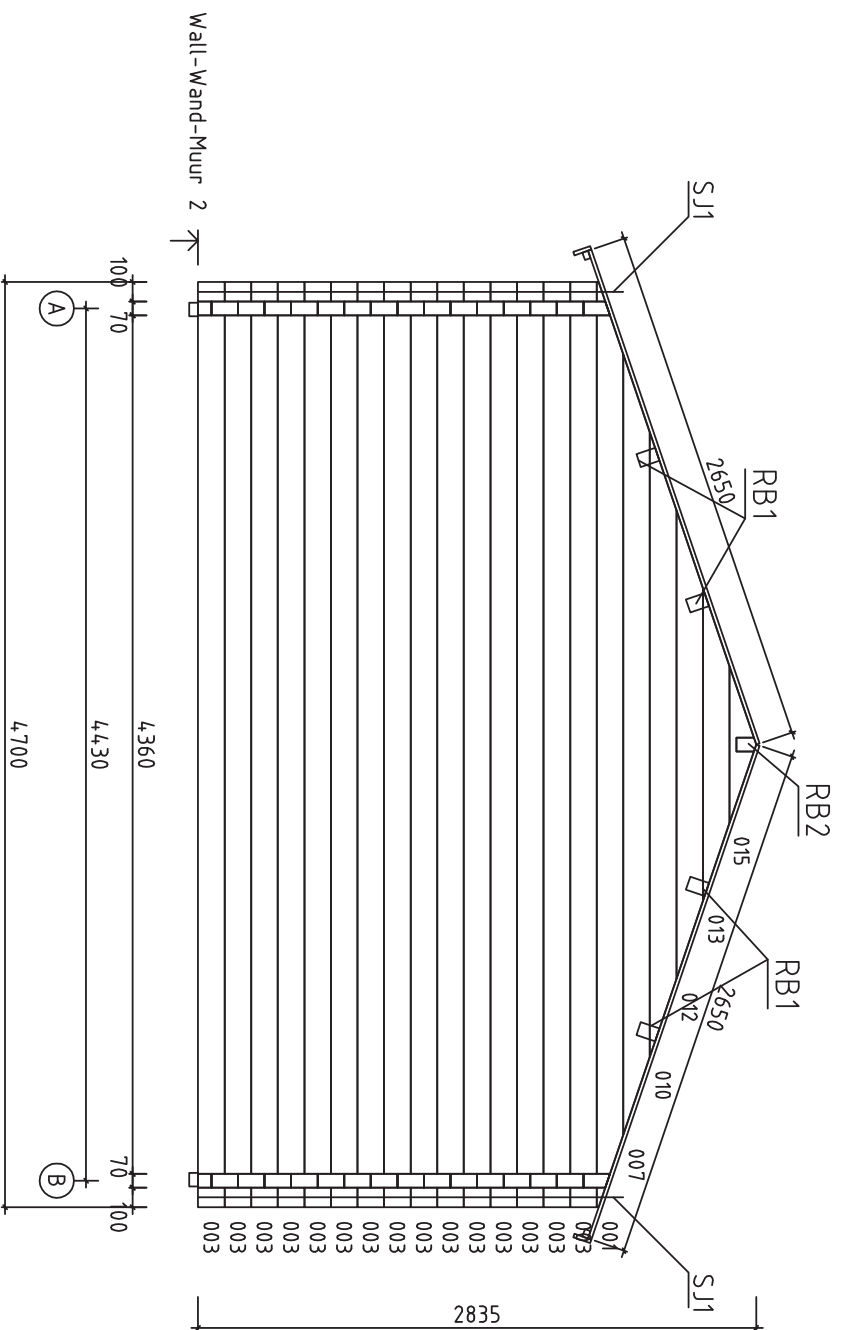


House	7045120	Sheet	4
Drawing	WALL-WAND-MUUR A	Scale	1:35
Material	7.0x13.5	Date	12.01.2022
Drawer	K.K.	File	7045120.dwg



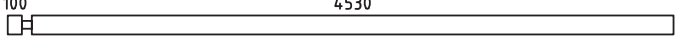
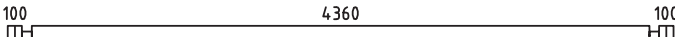


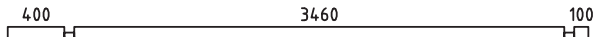
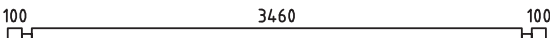
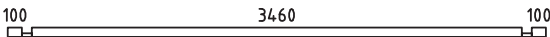


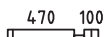

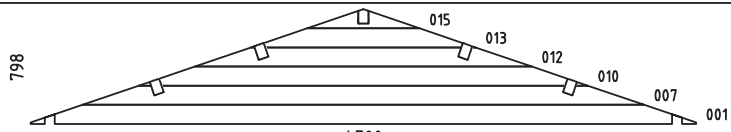
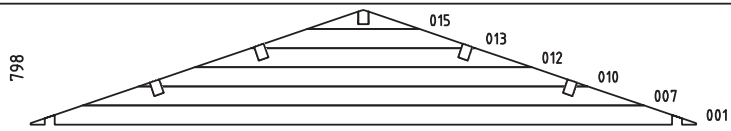








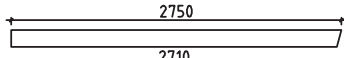

Wall-Wand-Muur 1










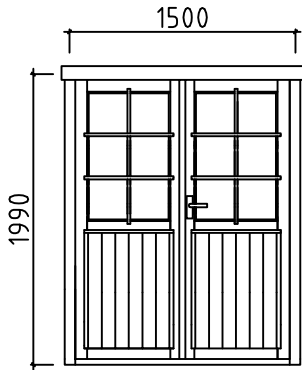
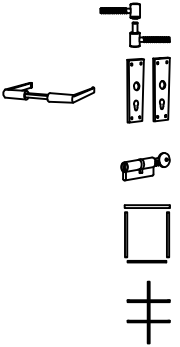
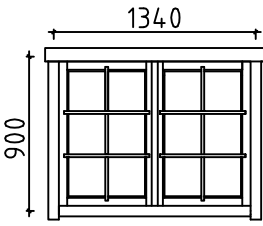

House	7045120	Sheet	6
Drawing	WALL-WAND-MUUR 1	Scale	1:35
Material	7.0x13.5	Date	12.01.2022
Drawer	K.K.	File	7045120.dwg



Wall-Wand-Muur 2

House	7045120	Sheet	7
Drawing	WALL-WAND-MUUR 2	Scale	1:35
Material	7.0X13.5	Date	12.01.2022
Drawer	K.K.	File	7045120.dwg

Pos	Specification-Bestimmung-Omschrijving 7045120	Pcs	Profile (mm)	L (mm)		
002	SPARE BEAM-ERZATZBOHLE-VOORRAADPLANK 100 4530 	1	70x135	4700		
003	100 4360 100 	15	70x135	4700		
004	700 3460 200 	1	70x135	4500		
005	700 3460 200 	1	70x135	4500		
006	400 3460 100 	2	70x135	4100		
008	100 3460 100 	19	70x135	3800		
009	100 3460 100 	2	70x68	3800		
011	100 2340 	8	70x135	2510		
014	1035 100 	14	70x135	1205		
016	470 100 	22	70x135	640		
017		7	70x135	480		
W1-1		1	70x798	4700		
W2-1		1	70x798	4700		
HB	HIT BLOCK-SCHLAGHÖLZER-BLAZENPLANK 	2	70x135	300		
FBI2	FLOORBEAMS-FUSSBODENBALKEN-VLOERBALKEN 	IMM	70x45	4350		
FBI1	FLOORBEAMS-FUSSBODENBALKEN-VLOERBALKEN 	IMM	70x45	3590		
RB1	ROOFBEAMS-DACHBALKEN-DAKBALK 700 3460 200 	4	70x140	4500		
RB2	ROOFBEAMS-DACHBALKEN-DAKBALK 700 3460 200 	1	70x140	4500		
F1	FLOORBOARD-FUSSBODENBRETT-VLOERPLANK  or-oder-of	51+1 39+1	18x88 18x114	3450		
R1	ROOFBOARD-DACHBRETT-DAKPLANK  or-oder-of	104+1 80+1	18x88 18x114	2650		
FF1	FLOOR FILLET-FUSSBODENLEISTE-VLOERPLINT 		18x35	15.6		
GB1	GABLE BOARD-GIEBELBLENDE-GEVELPLANK 	4	18x120	2750		
GS1	ROOF FELT FILLET-GIEBELLEISTE-GEVELLIJST 	4	18x70	2750		
Kood	7045120	Materjal	File	7045120.dwg	Leht	8

Pos	Specification-Bestimmung-Omschrijving 7045120		Pcs	Profile (mm)	L (mm)
EB1	EAVE BOARD-TRAUFBRETT-AFDEKPLANK		2	18x90	4500
ES1	EAVE SLAT-TRAUFENLEISTE-AFDEKLIJST		4	30x40	2250
DB1	DIAMOND-RAUTE-DIAMANT		2	18x90	200
DT1	DOOR ASSEMBLING PROFILE-TÜR INSTALLIERUNGSPROFIL -DEUR INSTALLATIE PROFIL		2	70x43	1990
WT1	WINDOW ASSEMBLING PROFILE-FENSTER INSTALLIERUNGSPROFIL -VENSTER INSTALLATIE PROFIL		4	70x43	900
SJ1	SCREW JOINT-GEWINDESTANGE -STELSCHROEF		4	M10	2100
	NAIL-NAGEL-NAGEL FOR-FÜR-VOOR F1, R1		805	∅2.5	60
	SCREWS-SCHRAUBEN-SCHROEF FOR-FÜR-VOOR GB1, GS1, EB1, ES1, DB1		80	∅4.5	50
	SCREWS-SCHRAUBEN-SCHROEF FOR-FÜR-VOOR RB1, RB2		10	∅6.0	160
	DOUBLEDOR-DOPPELTÜR-DUBBELE DEUR (right-rechts-rechts) AST_ISO_KP P.P.		1	1500	1990
			6		
			1		
			1		
			1		
			2		
	DOUBLE WINDOW-DOPPEL FENSTER-DUBBELE VENSTER	AST_ISO_KP	2	1340	900
			4		
			4		
			8		
Kood	7045120	Materjal	File	7045120.dwg	Leht 9