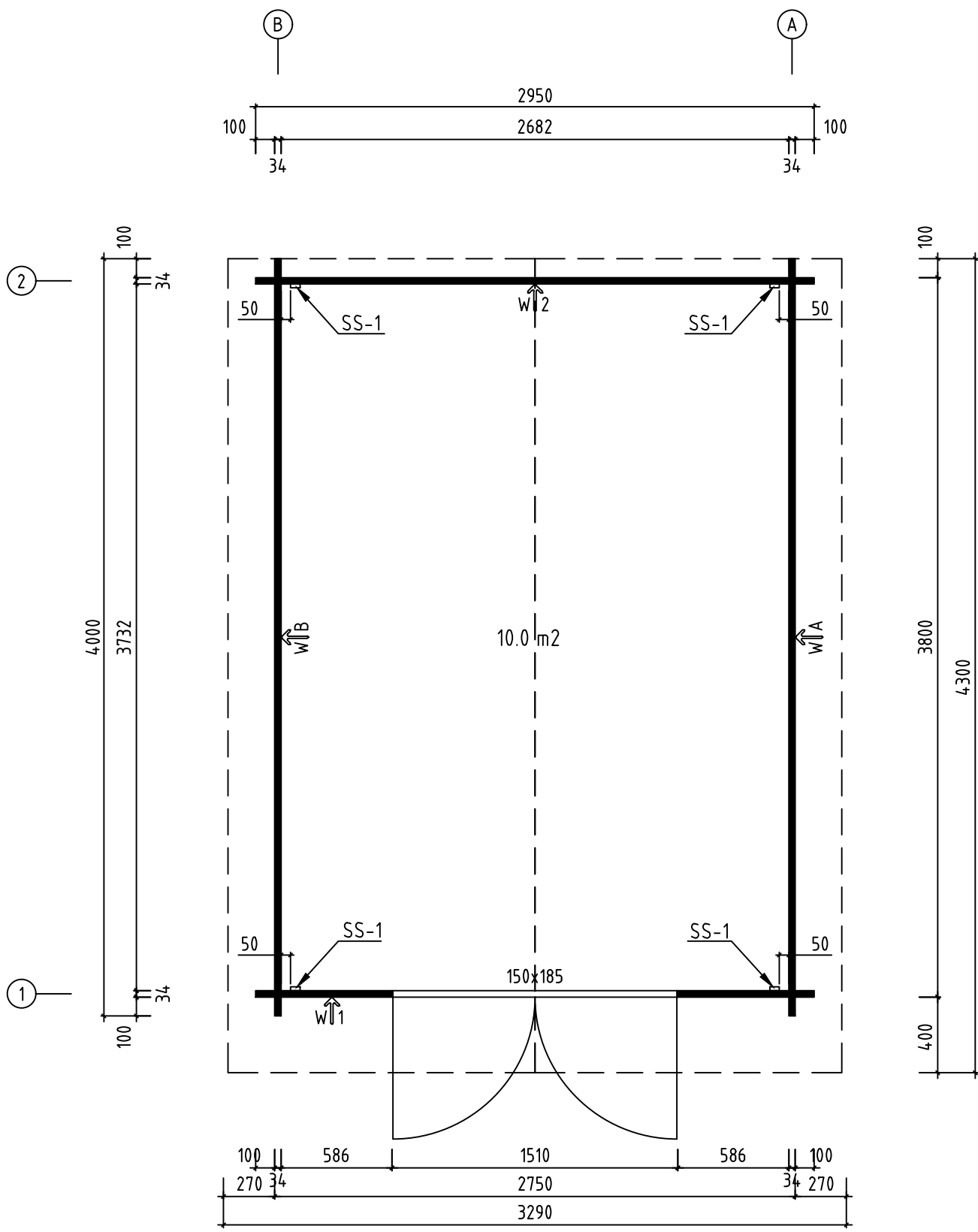
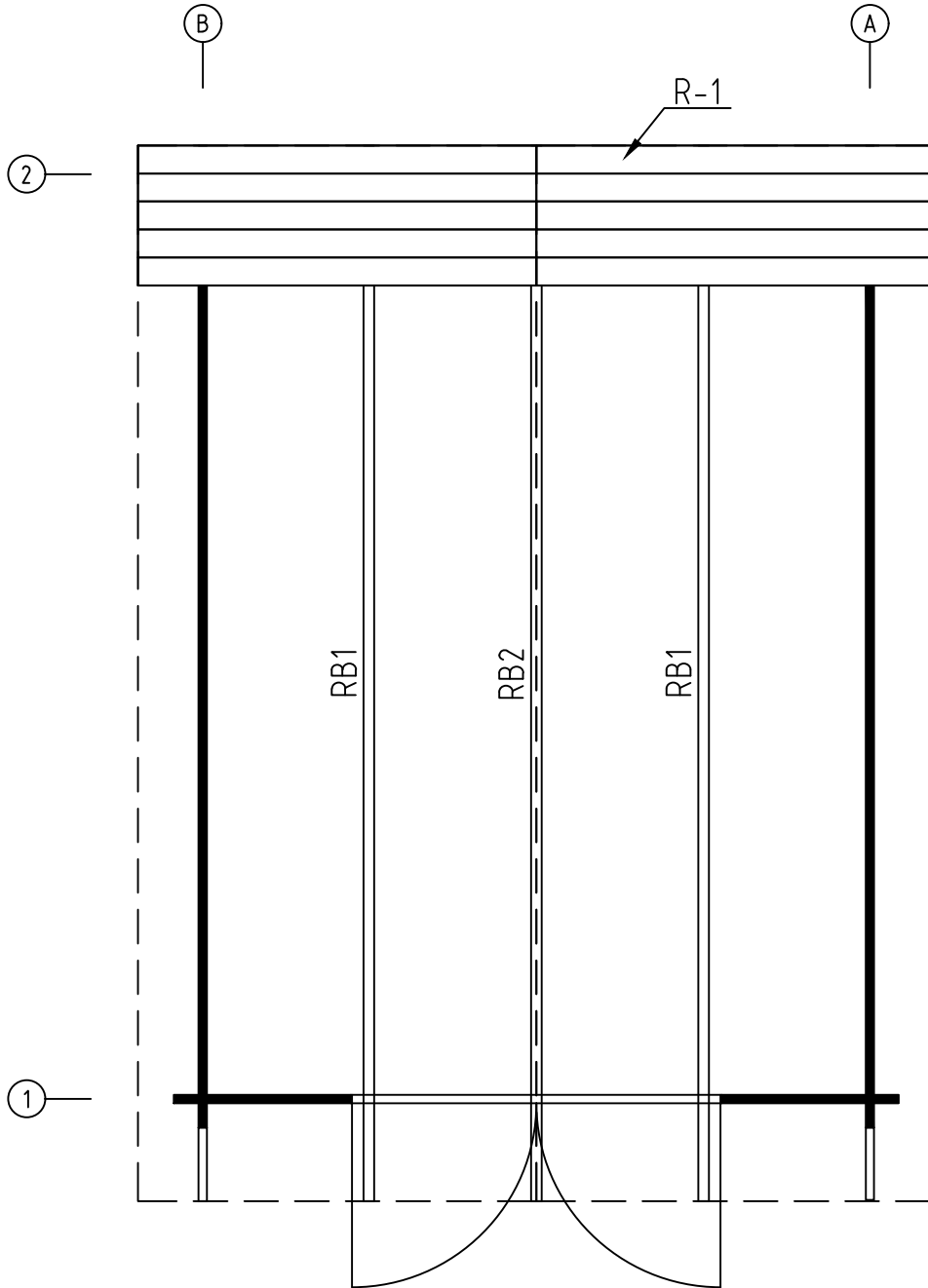



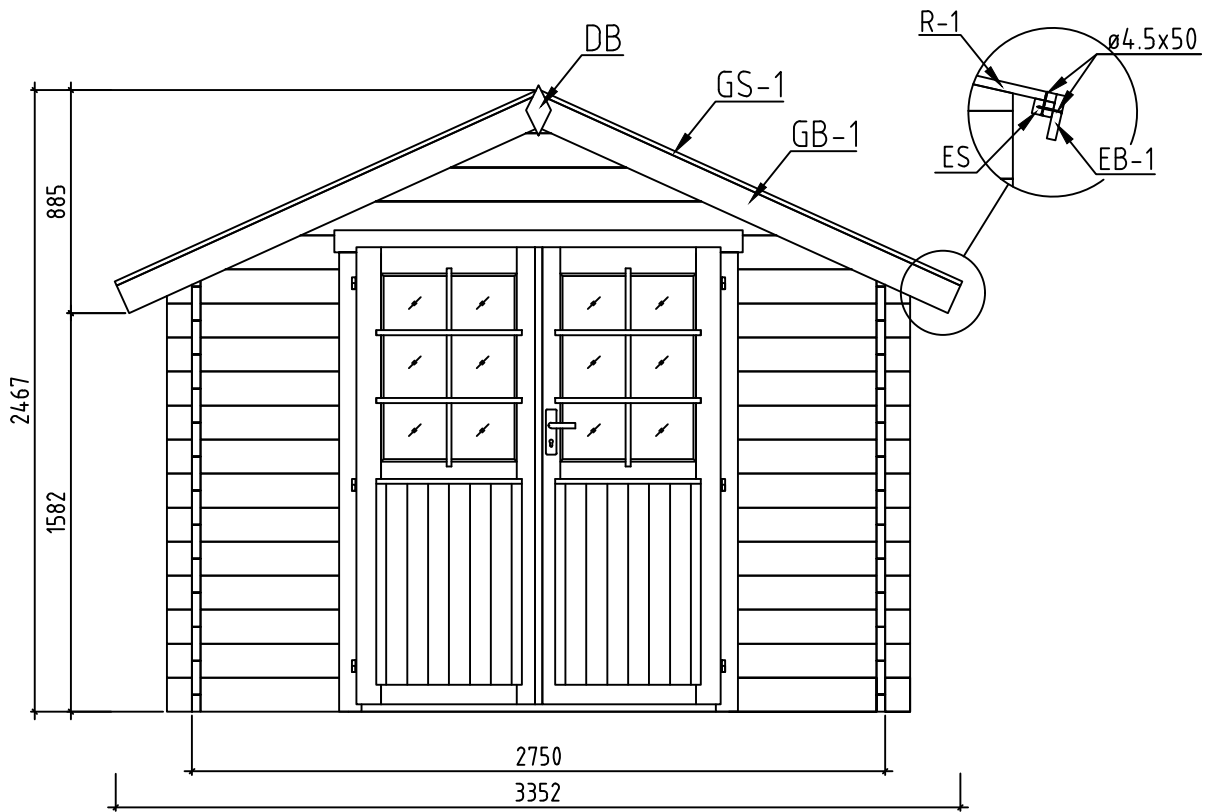
Name-Name-Nom 34.02180	Page-Seite-Page 1
View-Aussicht-Vue 3D	Scale-Maßstab-Echelle 1:30
Material-Material-Matériel 34x135	Date-Datum-Date 12.01.2022
Drafter-Zeichner-Rédacteur EJ	File



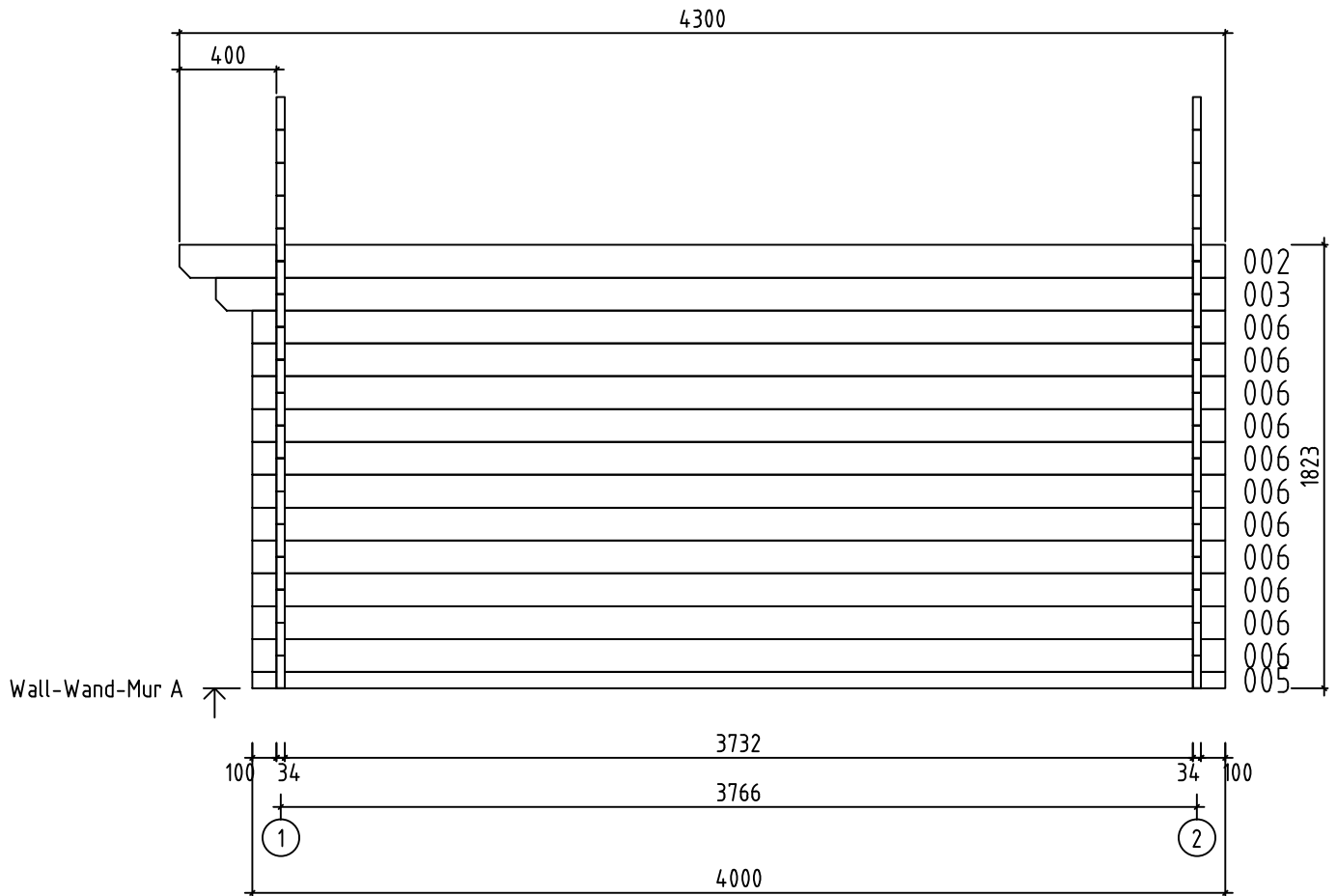
Name-Name-Nom 34.02180		Page-Seite-Page 2
View-Aussicht-Vue GROUNDPLAN - GRUNDPLAN - PLAN DE MASSE		Scale-Maßstab-Echelle 1:30
Material-Material-Matériel 34x135		Date-Datum-Date 12.01.2022
Drafter-Zeichner-Rédacteur EJ	File	



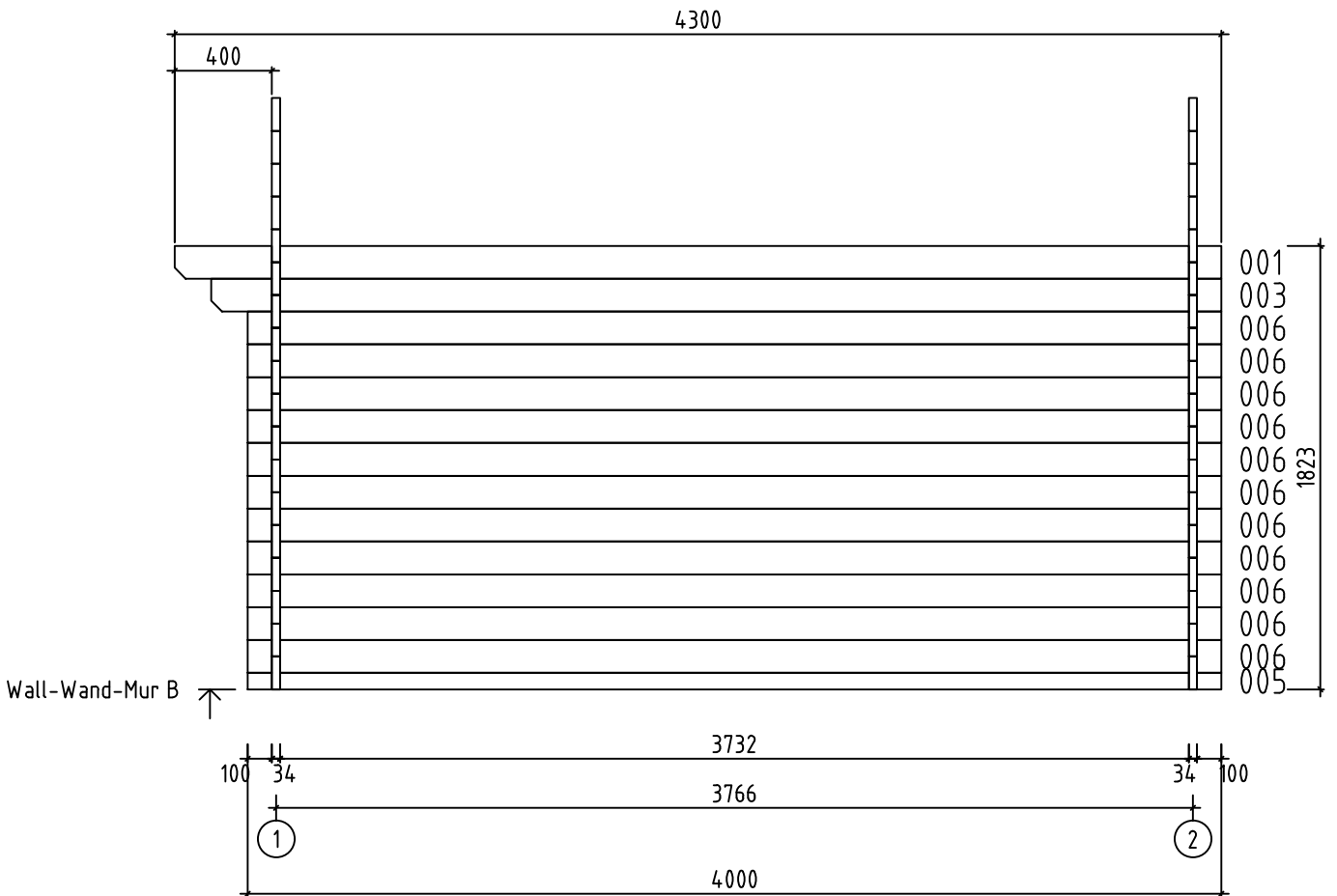
Name-Name-Nom	34.02180	Page-Seite-Page	3
View-Aussicht-Vue	pärliniplaan	Scale-Maßstab-Echelle	1:30
Material-Material-Matériel	34x135	Date-Datum-Date	12.01.2022
Drafter-Zeichner-Rédacteur	EJ	File	



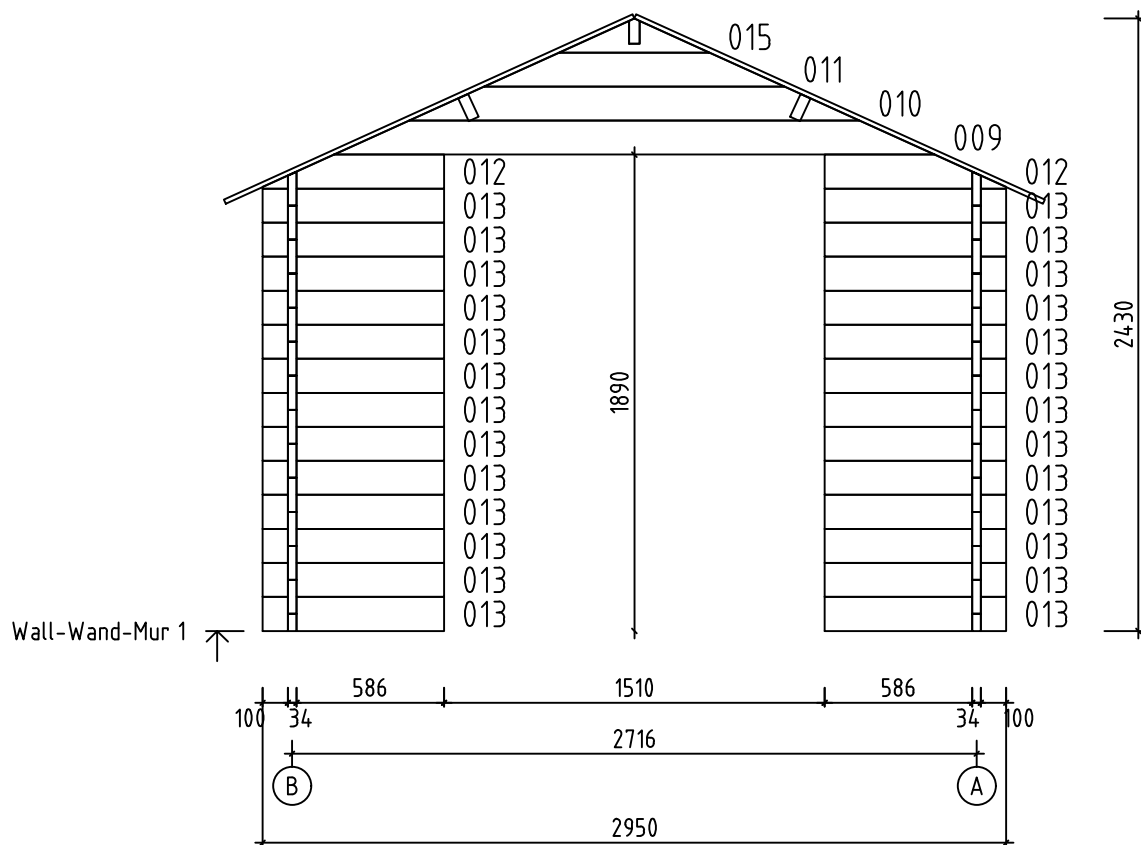
Name-Name-Nom 34.02180		Page-Seite-Page 4
View-Aussicht-Vue vaated		Scale-Maßstab-Echelle 1:30
Material-Material-Matériel 34x135		Date-Datum-Date 12.01.2022
Drafter-Zeichner-Rédacteur EJ	File	



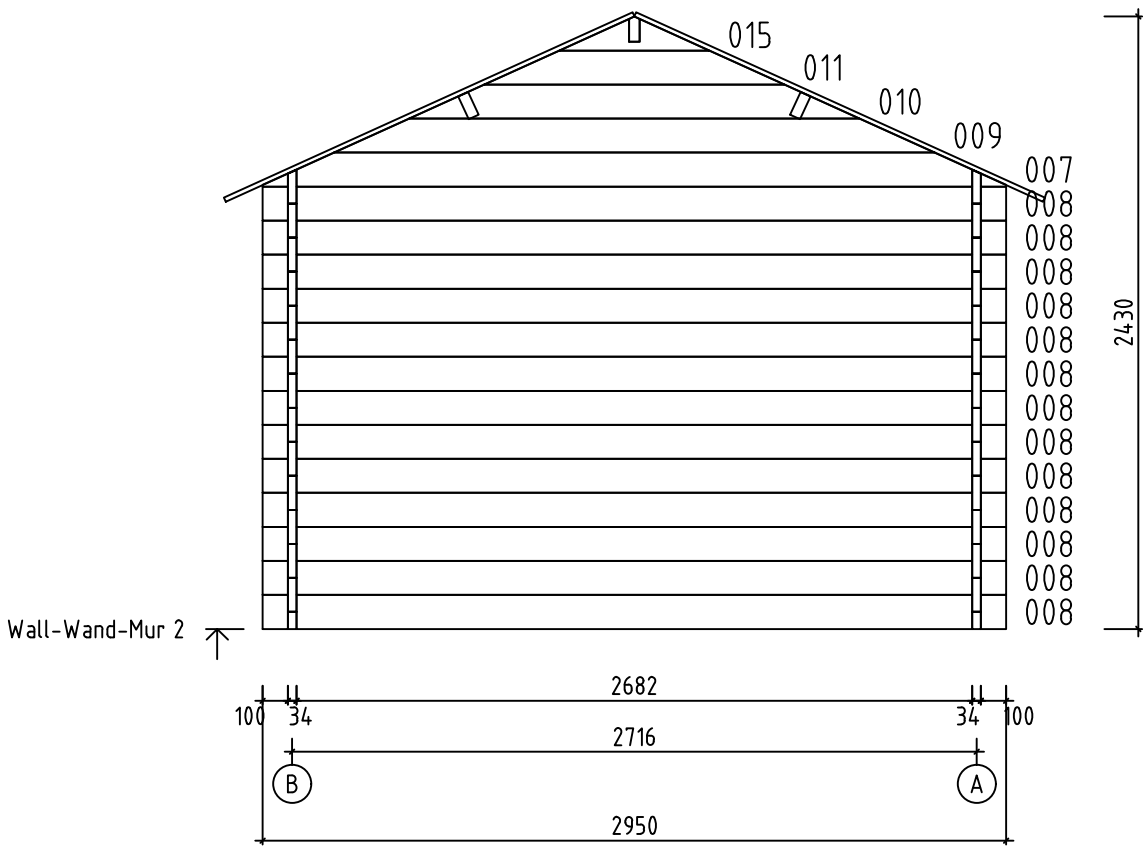
Name-Name-Nom	34.02180	Page-Seite-Page	5
View-Aussicht-Vue	Wall-Wand-Mur A	Scale-Maßstab-Echelle	1:30
Material-Material-Matériel	3.4x13.5	Date-Datum-Date	12.01.2022
Drafter-Zeichner-Rédacteur	EJ	File	



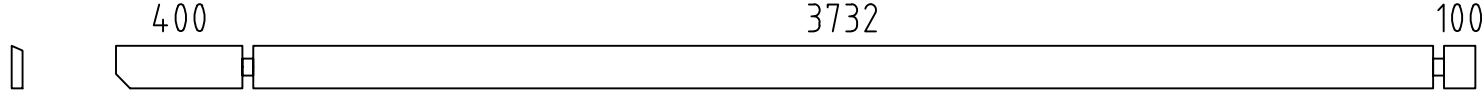

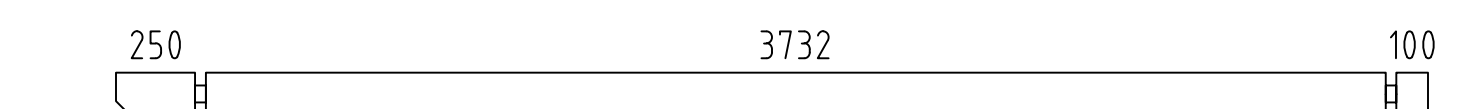

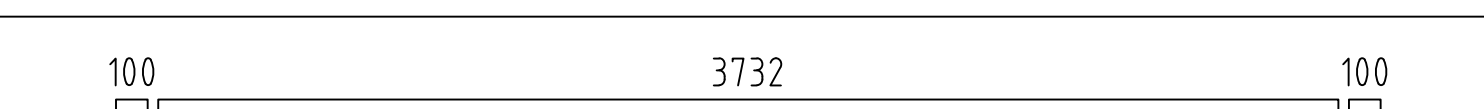



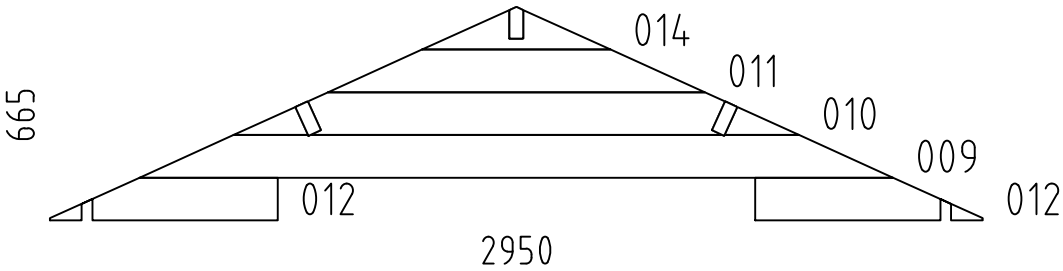
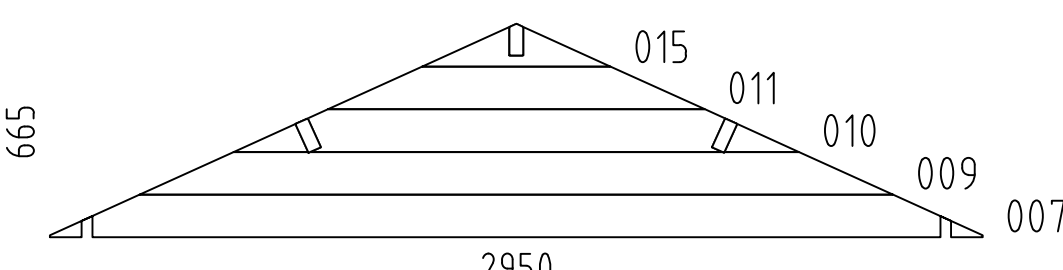


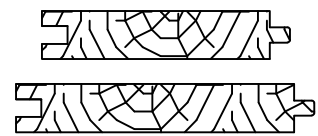

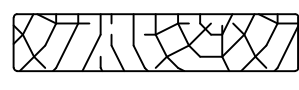

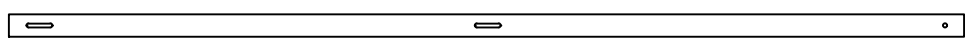
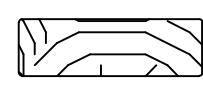





Name-Name-Nom	34.02180	Page-Seite-Page	6
View-Aussicht-Vue	Wall-Wand-Mur B	Scale-Maßstab-Echelle	1:30
Material-Material-Matériel	3.4x13.5	Date-Datum-Date	12.01.2022
Drafter-Zeichner-Rédacteur	EJ	File	

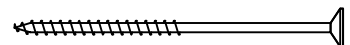

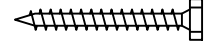

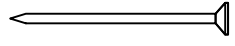
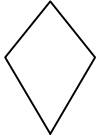
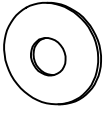
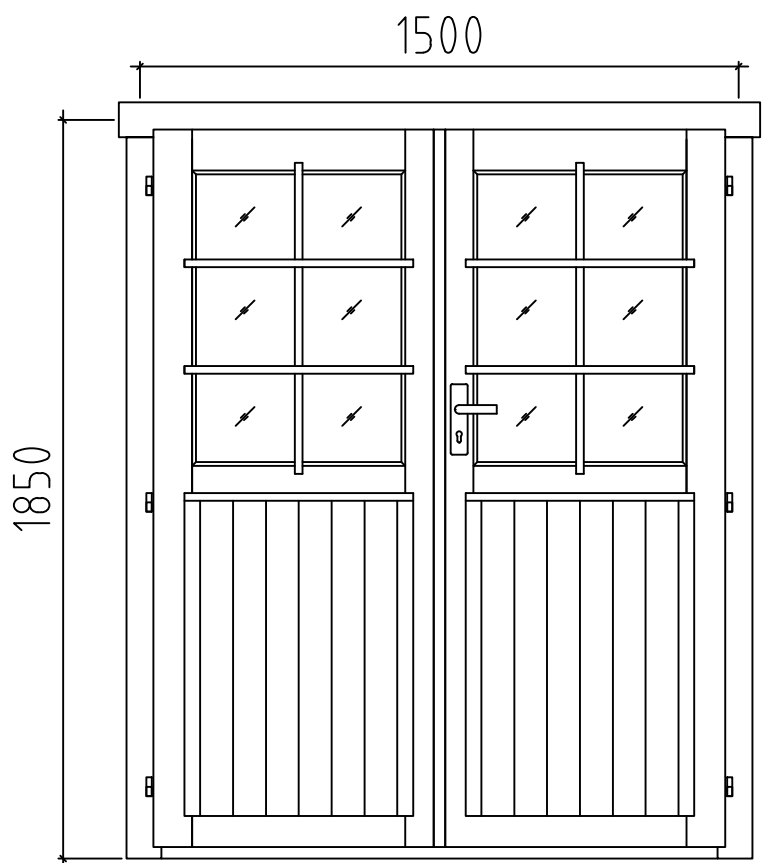


Name-Name-Nom 34.02180	Page-Seite-Page 7
View-Aussicht-Vue Wall-Wand-Mur 1	Scale-Maßstab-Echelle 1:30
Material-Material-Matériel 3.4x13.5	Date-Datum-Date 12.01.2022
Drafter-Zeichner-Rédacteur EJ	File



Name-Name-Nom 34.02180	Page-Seite-Page 8
View-Aussicht-Vue Wall-Wand-Mur 2	Scale-Maßstab-Echelle 1:30
Material-Material-Matériel 3.4x13.5	Date-Datum-Date 12.01.2022
Drafter-Zeichner-Rédacteur EJ	File

Pos	3402180 Piece list - Stückliste - Liste des pieces		Q.	P (mm)	L (mm)
001			1	34x135	4300
002			1	34x135	4300
003			2	34x135	4150
004		SPARE BEAM-ERZATZBOHLE-FAISCEAU DE RECHANGE	1	34x135	4000
005			2	34x68	4000
006			22	34x135	4000
008			13	34x135	2950
013			26	34x135	720
W1-1			1		
W2-1			1		
RB1		ROOF BEAM - DACHBALKEN - PANNE DE TOIT	2	43x140	4300
RB2		ROOF BEAM - DACHBALKEN - PANNE DE TOIT	1	43x140	4300
R-1	ROOF BOARDS - DACHBRETTER - VOLIGES		98+2 76+2	88x18 114x18	1780
GB-1	GABLE MOULDING - GIBELLEISTE - PLANCHE DE RIVE		4	18x120	1830
EB-1	EAVES BOARD - TRAUFBRETT - BANDEAU DE TOIT		2	18x90	4300
ES-1	ROOF EDGE REINFORCEMENT - DACHRANDVERSTÄRKUNG - CORNIERE DE RENFORT DE BORD DE TOIT		2	30x40	4300
SS-1	STORM PROTECTION - STURMLEISTE LATTE ANTI-TEMPETE		4	18x35	1790
GS-1	ROOFING FELT FILLET - DACHPAPPENLEISTE - BAGUETTE DE FIXATION DU FEUTRE BITUMEUX		4	18x70	1830
HS	SCREW FOR GABLE SEGMENT - SCHRAUBE FÜR DECKBLATT - VIS POUR FIXATION LOSANGE DE FINITION		4	ø3.5x35	
HS	SCREW FOR GABLE MOULDING (GB) - SCHRAUBE FÜR GIBELLEISTE (GB) - VIS DE FIXATION POUR PLANCHE DE RIVE (GB)		24	ø4.5x50	
HS	SCREW FOR EAVES BOARDS (EB) - SCHRAUBE FÜR TRAUFBRETTER (EB) - VIS DE FIXATION POUR BANDEAU DE TOIT (EB)		20	ø4.5x50	
HS	SCREW FOR ROOF EDGE REINFORCEMENT (ES) - SCHRAUBE FÜR DACHRANDVERSTÄRKUNG (ES) - VIS POUR RENFORT DE BORD DE TOIT (ES)		20	ø4.5x50	
HS	SCREW FOR ROOFING FELT FILLET (GS) - SCHRAUBE FÜR DACHPAPPEN- LEISTE (GS) - VIS POUR BAGUETTE FIXATION FEUTRE BITUMEUX (GS)		20	ø4.5x50	
Name-Name-Nom 3402180		Date-Datum-Date 12.01.2022	Page-Seite-Page 1/2		

Pos	3402180 Piece list - Stückliste - Liste des pieces			Q.	P (mm)	L (mm)
HS	SCREW FOR GABLE - SCHRAUBE FÜR GIEBEL - VIS POUR FIXATION DES PIGNONS			24	ø5x120	
HS	SCREW FOR ROOF BEAMS - SCHRAUBE FÜR DACHBALKEN - VIS POUR PANNE DE TOIT			6	ø6x160	
HS	SCREW FOR STORM PROTECTION - SCHRAUBE FÜR STURMLEISTE - VIS POUR LAME ANTI-TEMPETE			12	ø6x40	
HB	HAMMER BLOCK - SCHLAGHOLZ - CALLE DE FRAPPE			2		
NF	ZN NAIL FOR ROOF - ZN NÄGEL FÜR DACHBRETTER - POINTE POUR TOIT			315	ø2.5x60	
DB	GABLE SEGMENT-DECKBLATT - LOSANGE DE FINITION			2		
SM6	WASHER FOR STORM PROTECTION - DICHTSCHEIBE FÜR STURMLEISTE - RONDELLE POUR LAME ANTI-TEMPETE			12	M6x18	
	DOOR-TÜR-PORTE, AST		R	1	1500x1850	