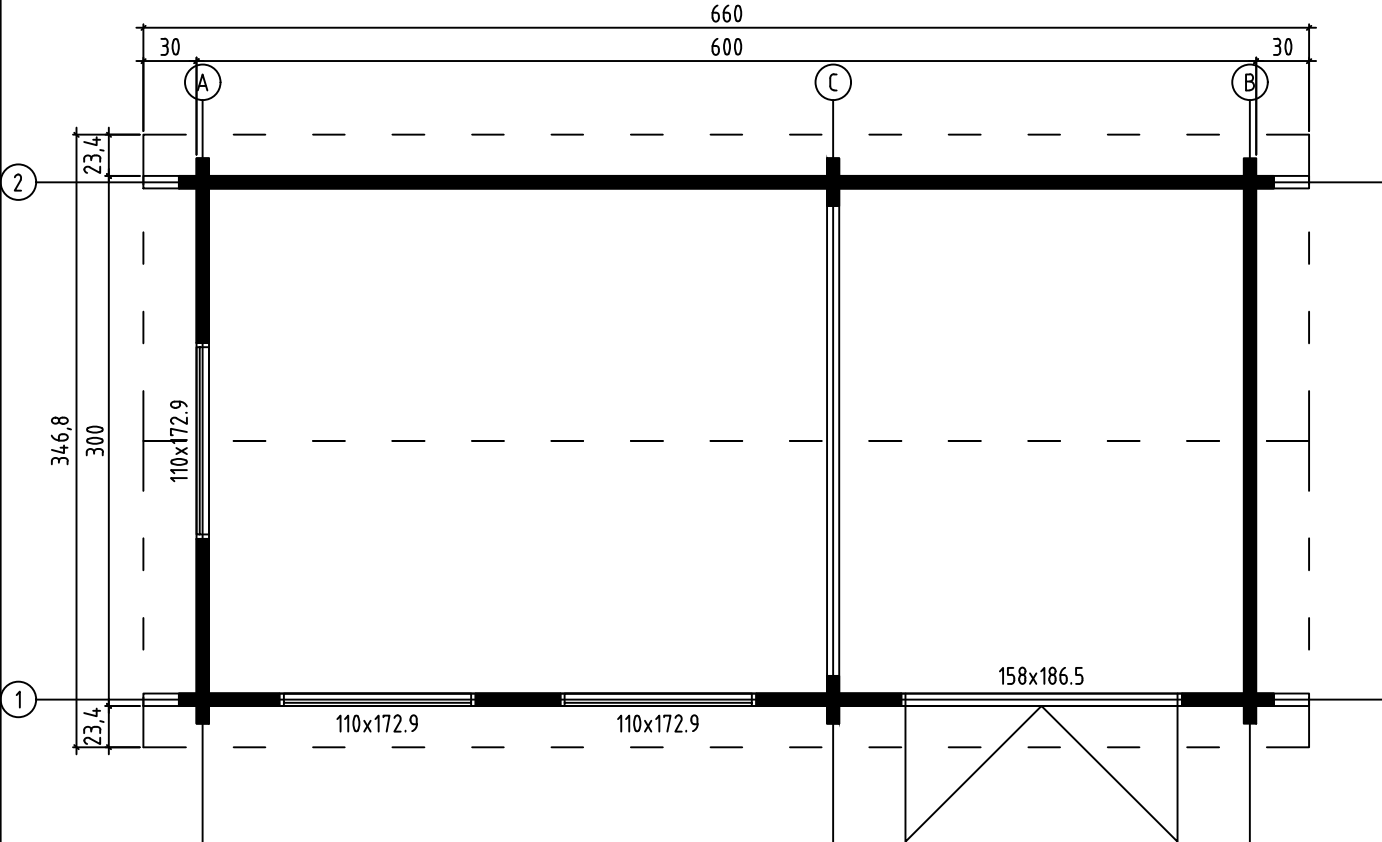


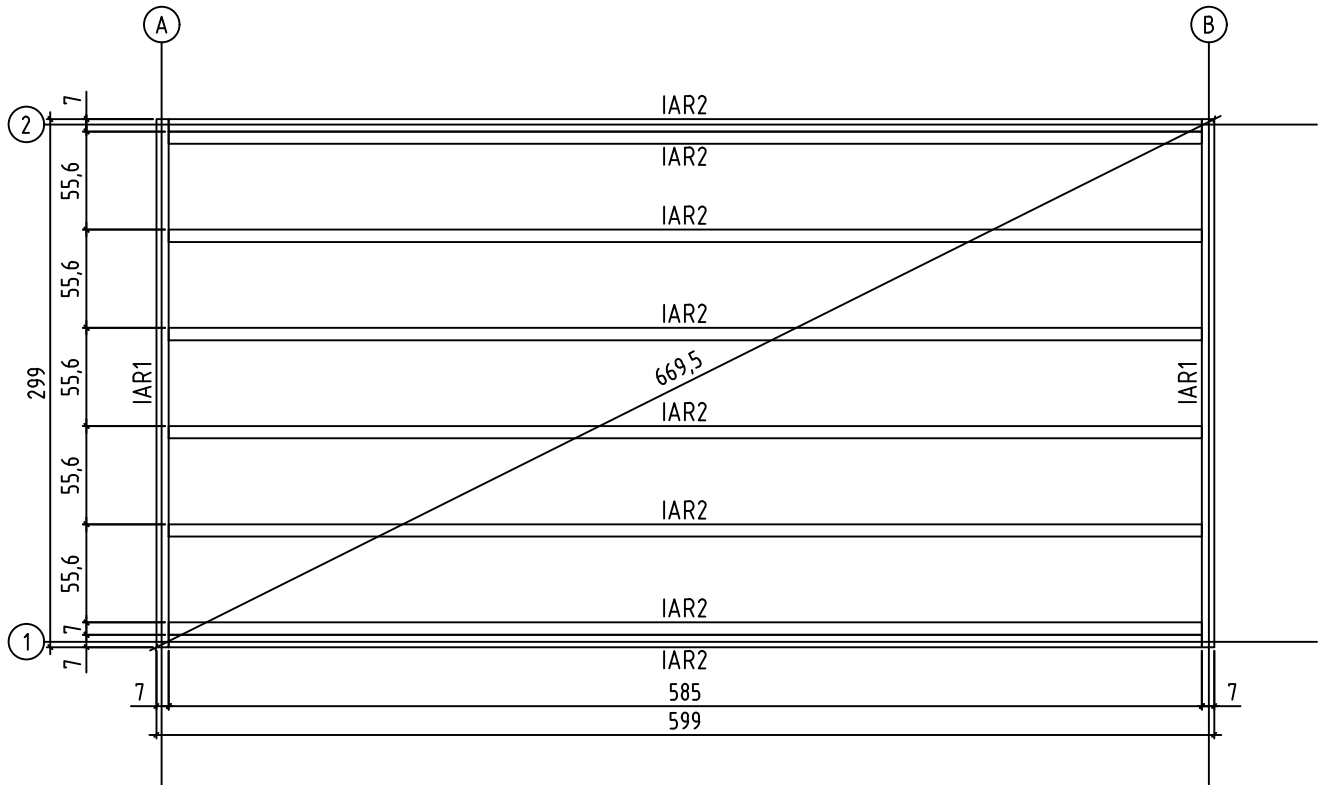
SHETLAND 1
Art.No. 7011002



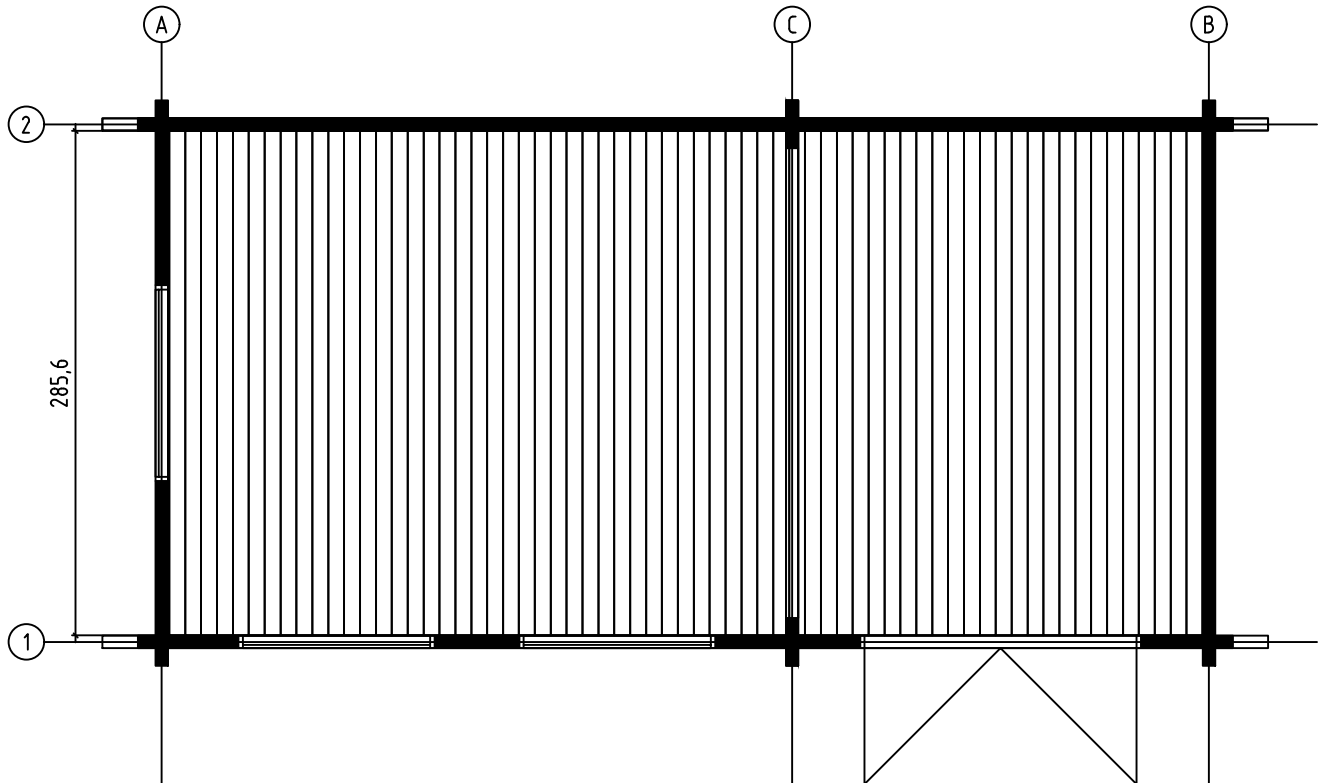
SHETLAND 1, Art.No.7011002
GROUNDPLAN - GRUNDPLAN - PLAN DE MASSE



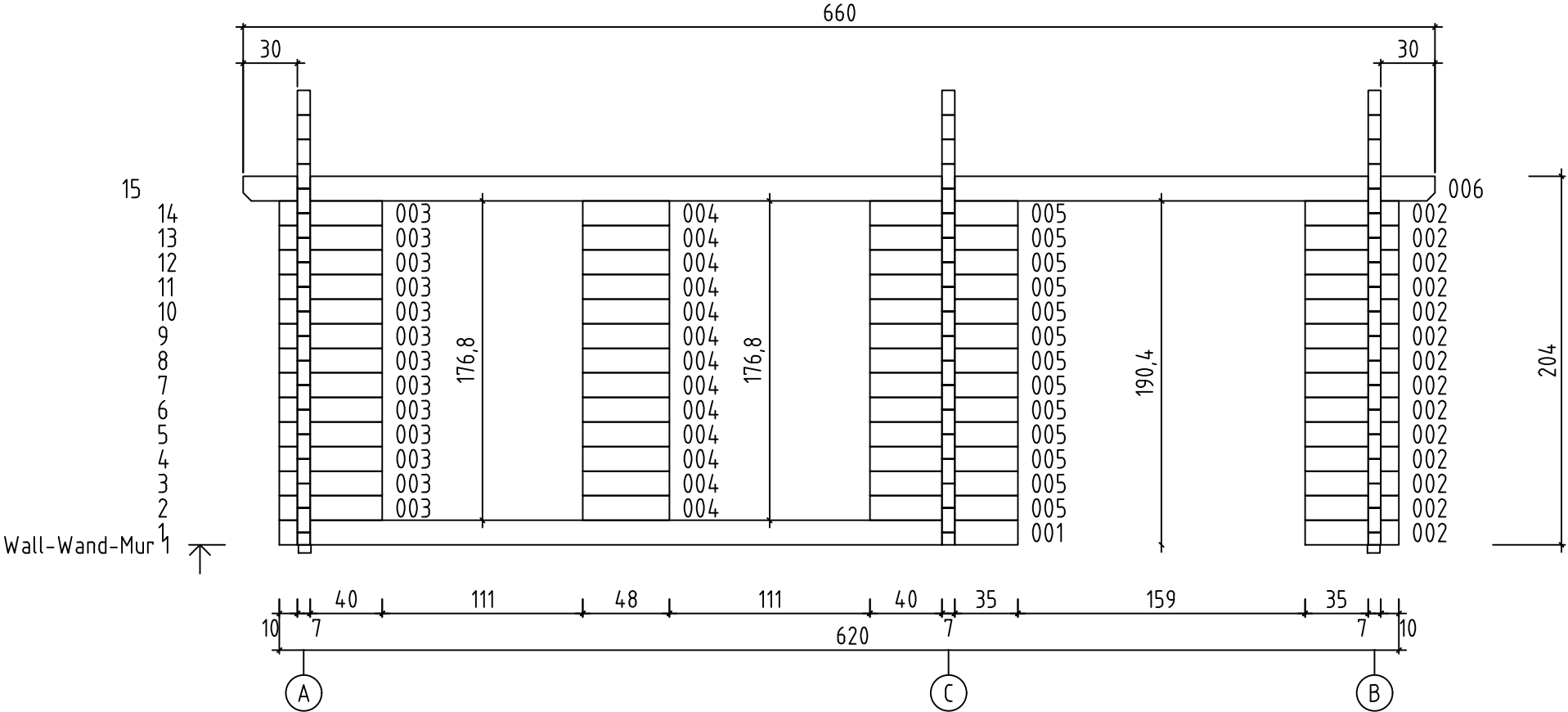
SHETLAND 1, Art.No.7011002
FOUNDATION - FUNDAMENT - FONDATION



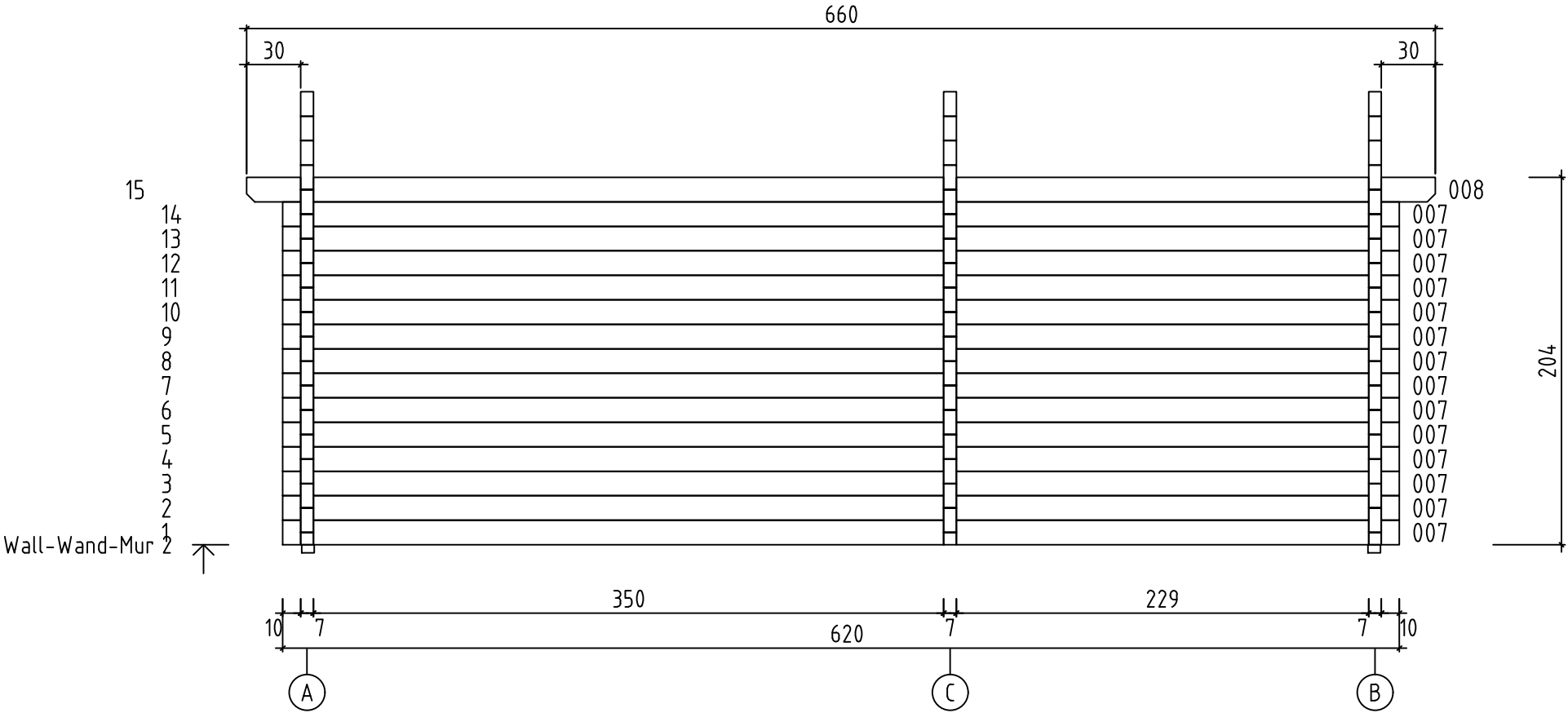
FLOOR BOARDS - FUSSBODENBRETTER - PLAN POSE PLANCHER

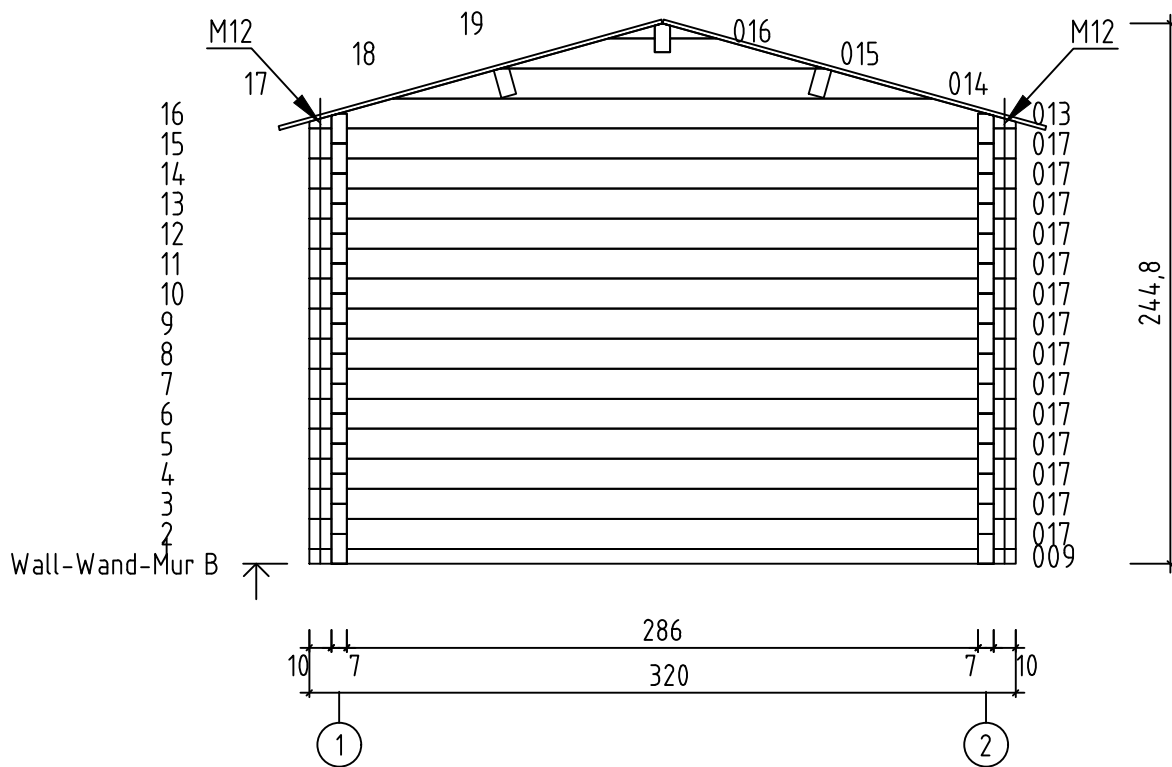
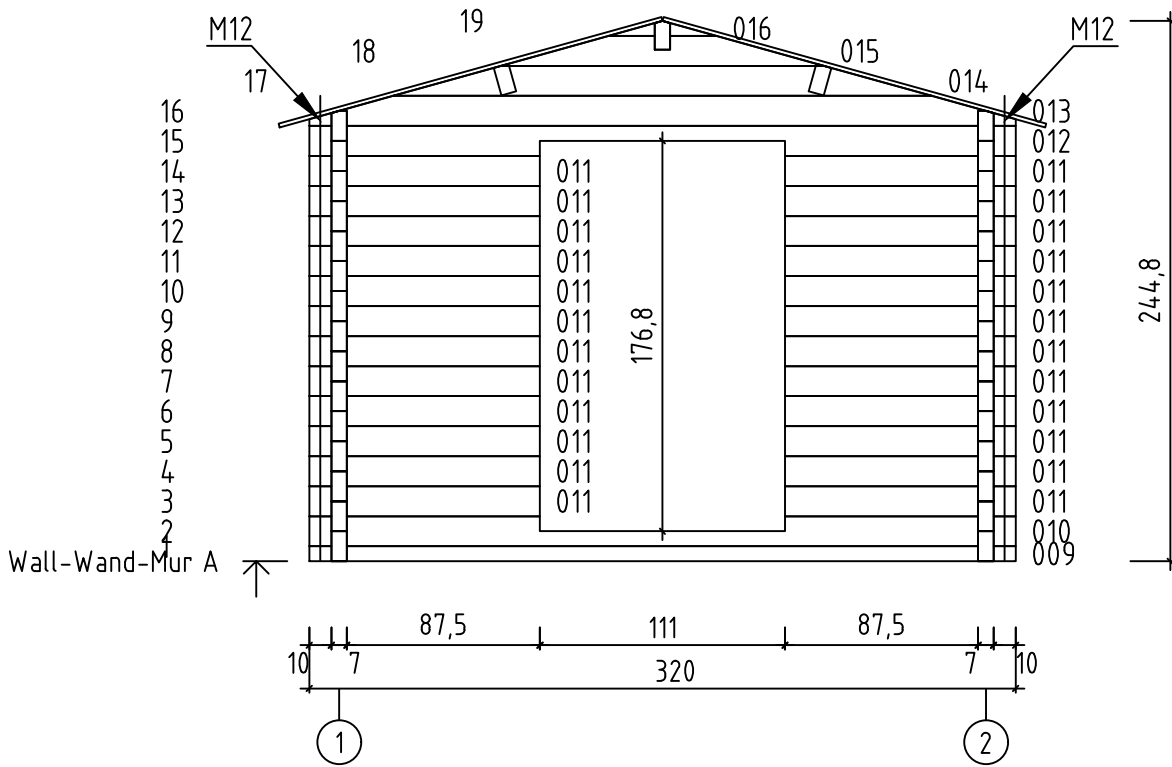


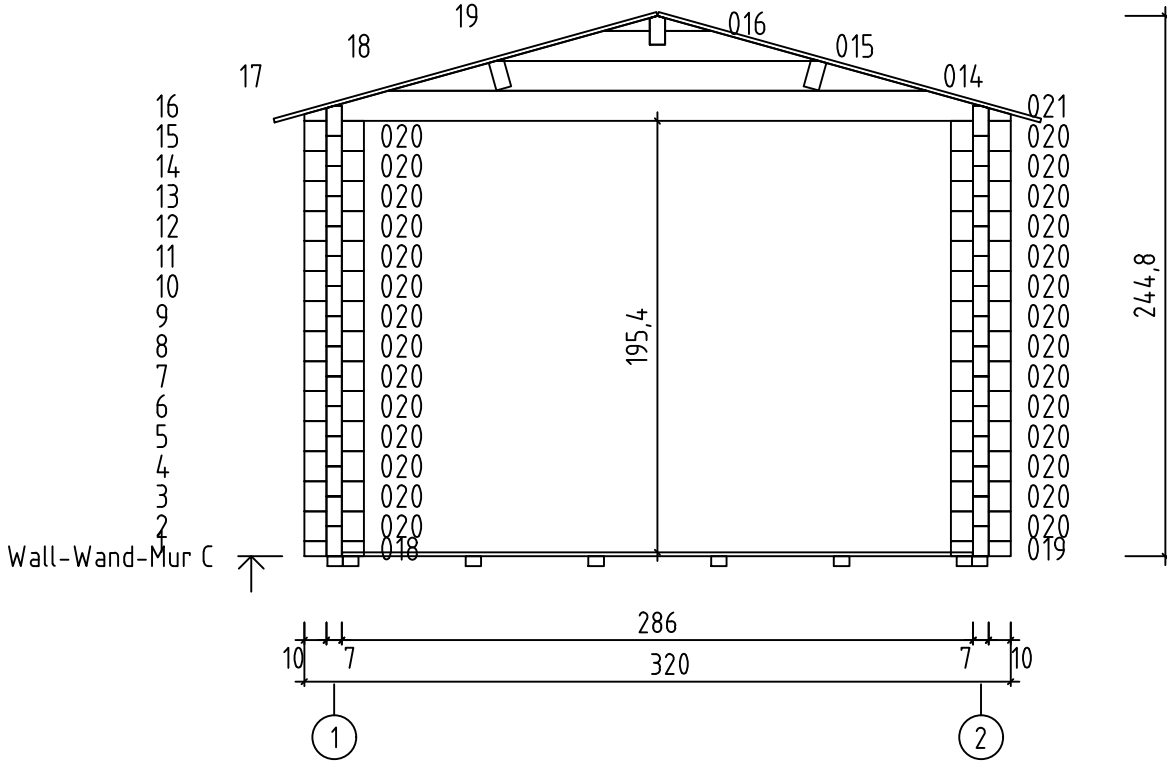
SHETLAND 1, Art.No.7011002

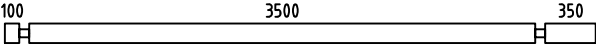



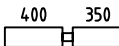


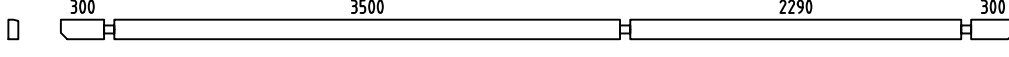
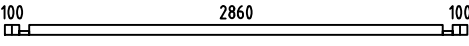
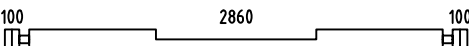
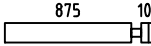
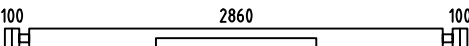
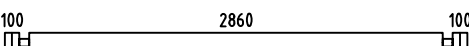



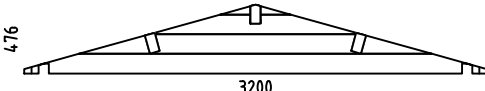
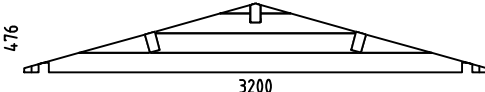
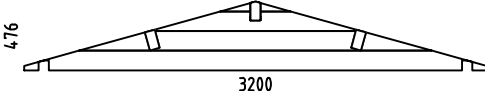


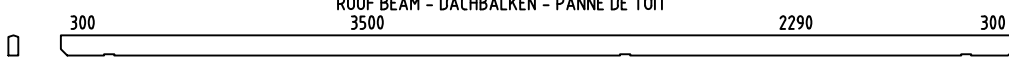


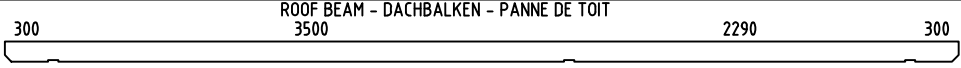
























SHETLAND 1, Art.No.7011002







Pos	SHETLAND 1, Art.No.7011002 Piece list - Stückliste - Liste des pieces	Q.	P (mm)	L (mm)
001		1	70x136	4090
002		14	70x136	520
003		13	70x136	570
004		13	70x136	480
005		13	70x136	820
006		1	70x136	6600
007		14	70x136	6200
008		1	70x136	6600
009		2	70x68	3200
010		1	70x136	3200
011		24	70x136	1045
012		1	70x136	3200
017		14	70x136	3200
018		1	70x68	270
019		1	70x68	270
020		28	70x136	270
WA-1		1		
WB-1		1		
WC-1		1		
IAR2	FOUNDATION - FUNDAMENT - FONDATION 	8	70x45	5850
IAR1	FOUNDATION - FUNDAMENT - FONDATION 	2	70x45	2990
PR1	ROOF BEAM - DACHBALKEN - PANNE DE TOIT 	1	70x140	6600

Pos	SHETLAND 1, Art.No.7011002 Piece list - Stückliste - Liste des pieces		Q.	P (mm)	L (mm)
A-PR1			2	70x140	6600
	FLOOR BOARDS - FUSSBODENBRETT - LAME DE PLANCHER		66	90x18	2856
	ROOF BOARDS - DACHBRETT - VOLIGES		14.8	90x18	1800
	FLOOR FILLET-FUSSBODENLEISTE - CORNIERE DE FINITION DU PLANCHER			18x18	17.42
DPL	ROOFING FELT FILLET - DACHPAPPENLEISTE - BAGUETTE DE FIXATION DU FEUTRE BITUMEUX		4	18x58	1850
M12	TREADED ROD M12 - GEWINDESTANGE M12 - TIGE FILETÉE M12		4		46
M12	TREADED ROD M12 - GEWINDESTANGE M12 - TIGE FILETÉE M12		4		2000
TB	EAVES BOARD - TRAUFBRETT - BANDEAU DE TOIT		4	18x90	3300
DRV	ROOF EDGE REINFORCEMENT - DACHRANDVERSTÄRKUNG - CORNIERE DE RENFORT DE BORD DE TOIT		4	28x34	3300
GL	GABLE MOULDING - GIEBELLEISTE PLANCHE DE RIVE		4	18x120	1850
	LENGTHENING BOLT FOR TREADED ROD - VERLÄNGERUNGSMUTTER FÜR GEWINDESTANGE - MANCHON DE RACCORDEMENT DE TIGE FILETÉE		4		
	DRIVE NUT TREADED ROD - EINSLÄGMUTTER FÜR GEWINDESTANGE - ÉCROU A FRAPPER POUR TIGE FILETÉE		4		
	NUT FOR TREADED ROD - MUTTER FÜR GEWINDESTANGE - ÉCROU POUR TIGE FILETÉE		4		
	PLAIN WASHER TREADED ROD - UNTERLEGSCHLEIBE FÜR GEWINDESTANGE - RONDELLE PLATE POUR TIGE FILETÉE		4		
HS12	SCREW FOR GABLE SEGMENT - SCHRAUBEN FÜR DECKBLATT - VIS POUR FIXATION LOSANGE DE FINITION		4	3.5x35	
HS16	SCREW FOR GABLE MOULDING - SCHRAUBEN FÜR GIEBELLEISTE - VIS DE FIXATION POUR PLANCHE DE RIVE		24	3.5x50	
HS32	SCREW FOR EAVES BOARDS - SCHRAUBEN FÜR TRAUFBRETT - VIS DE FIXATION POUR BANDEAU DE TOIT		32	4x40	
HS26	SCREW FOR ROOF EDGE REINFORCEMENT - SCHRAUBEN FÜR DACHRANDVERSTÄRKUNG - VIS POUR RENFORT DE BORD DE TOIT		32	4x40	
HS40	SCREW FOR 1. WALL BEAM - SCHRAUBE FÜR 1. BOHLENREIHE - VIS DE FIXATION DES FONDATIONS		11	5x120	
HS39	SCREW FOR FUNDAMENT - SCHRAUBEN ZUR BEFESTIGUNG FUNDAMENT - VIS POUR FONDATION		26	5x120	
HS42	SCREW FOR GABLE - SCHRAUBEN FÜR GIEBEL - VIS POUR FIXATION DES PIGNONS		18	5x120	
HS43	SCREW FOR ROOF BEAMS - SCHRAUBEN FÜR DACHBALKEN - VIS POUR PANNE DE TOIT		9	5x120	
MS	SCREW FOR DOORSTEP - SCHRAUBEN FÜR TÜRSCHWELLE - VIS DE FIXATION DU SEUIL DE PORTE		3	4.5x65	
SH70	HAMMER BLOCK - SCHLAGHOLZ - CALLE DE FRAPPE		1		
NFD	ZN NAIL FOR ROOFING FELT FILLET - ZN NÄGEL FÜR DACHPAPPENLEISTE - POINTE POUR BAGUETTE FIXATION FEUTRE BITUMEUX		20	2x40	

