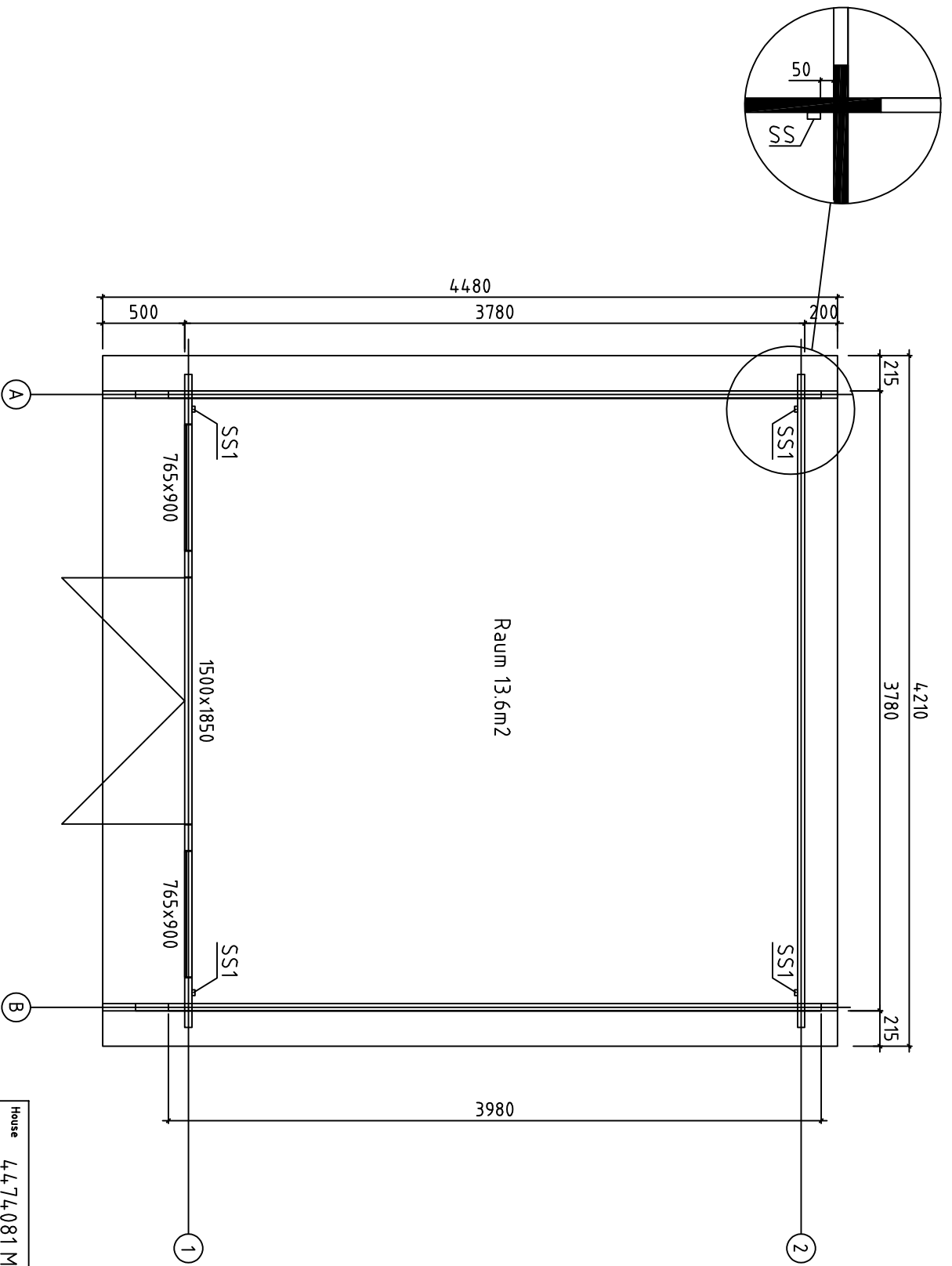


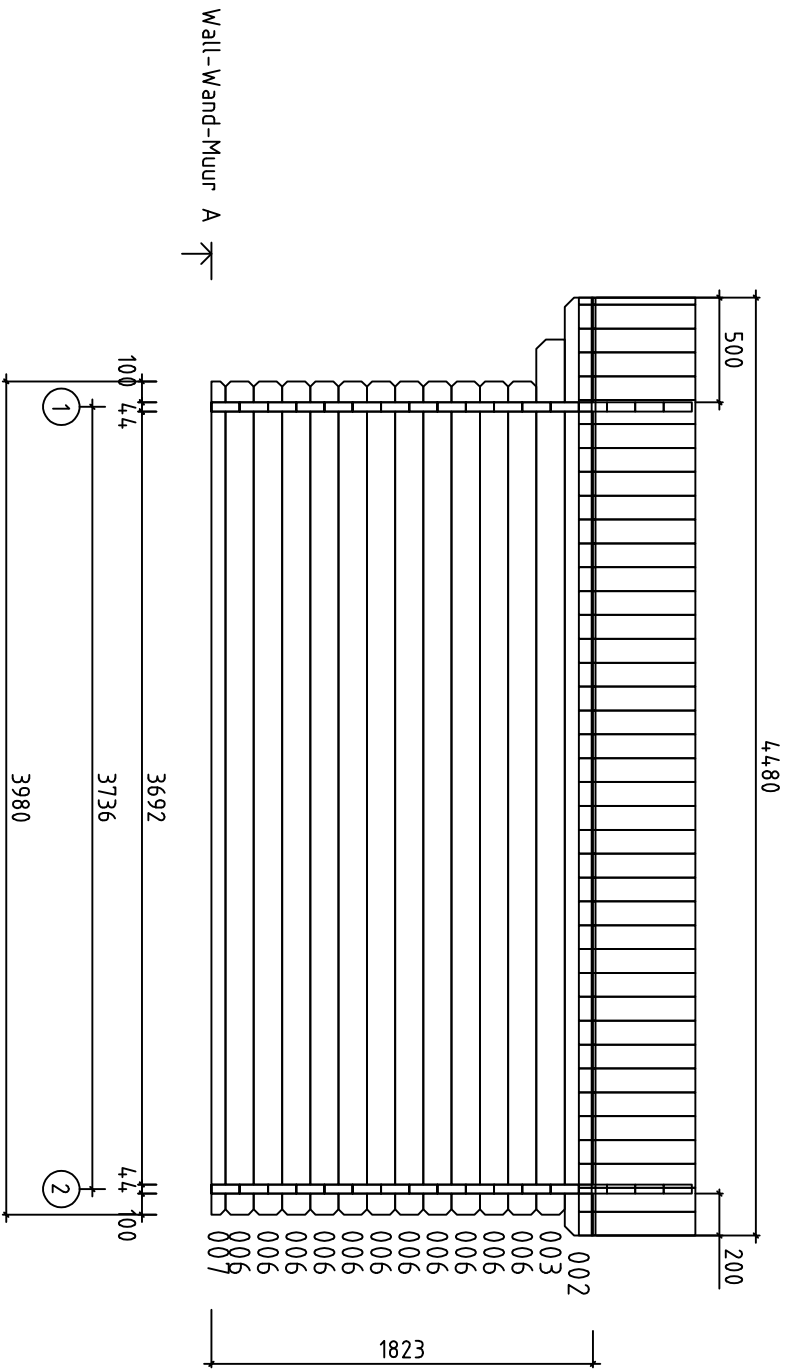
Date rev. Description

V 1.0

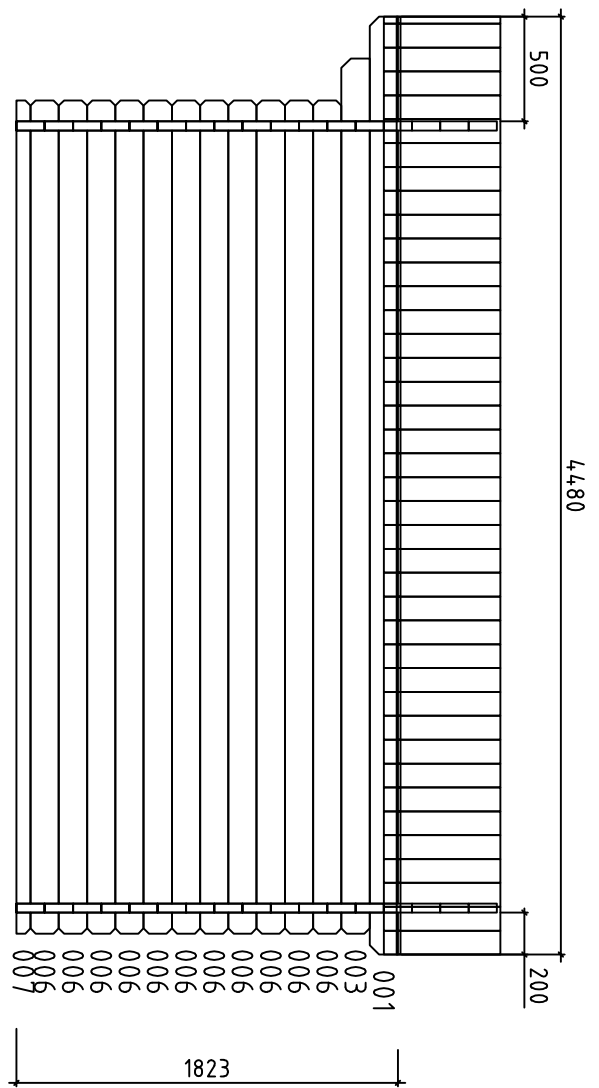
House	4.4.74.081 München 5 ISO	Sheet	1
Drawing	3D	Scale	
Material	4.4.X135	Date	06.01.2025
Drawer	K.K.	File	4.4.74.081 München 5 ISO 3D.dwg



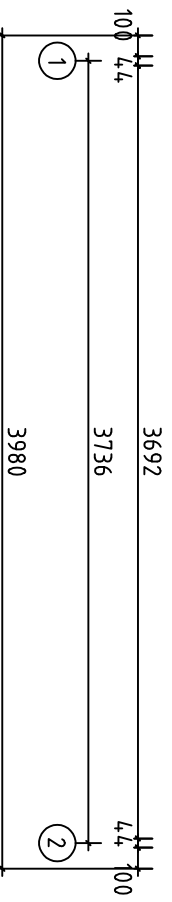
House	44.74.081 München 5 ISO	Sheet	2
Drawing	Plan	Scale	1:35
Material	44.X135	Date	06.01.2025
Drawer	K.K.	File	44.74.081 München 5 ISO.dwg



House	44.74.081 München 5 ISO	Sheet	3
Drawing	WALL-WAND-MUUR A	Scale	1:35
Material	4.4x13.5	Date	06.01.2025
Drawer	K.K.	File	44.74.081 München 5 ISO.dwg

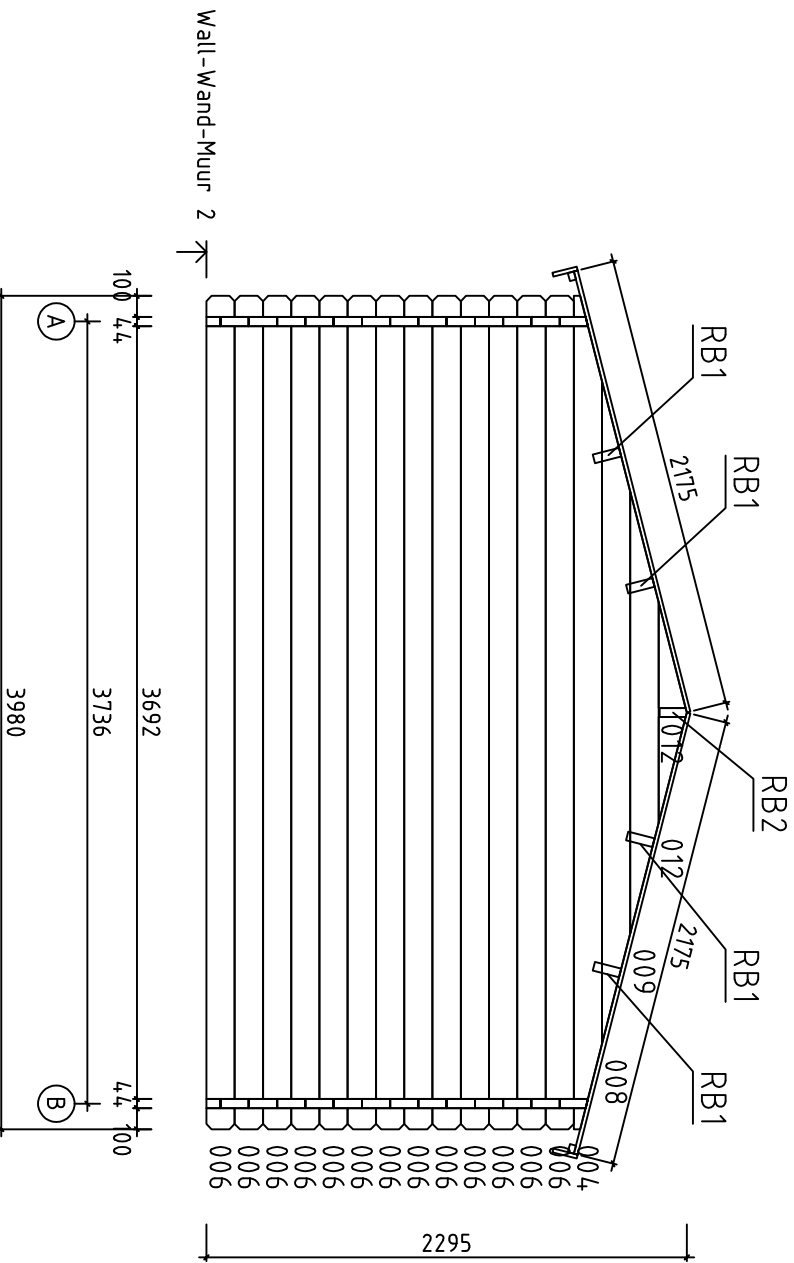


Wall-Wand-Muur B ↙



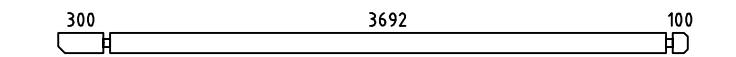
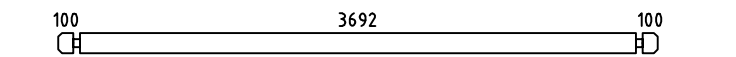
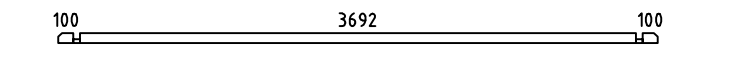

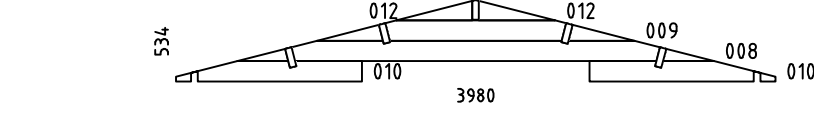
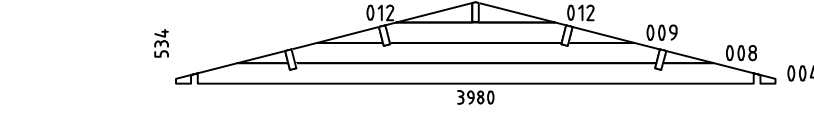
















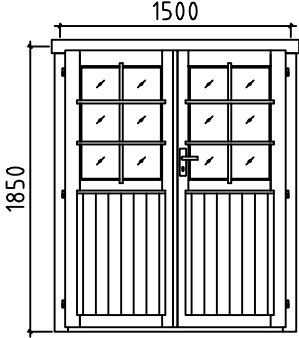
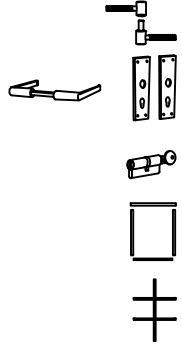
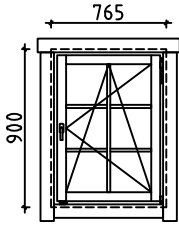
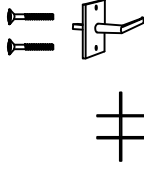
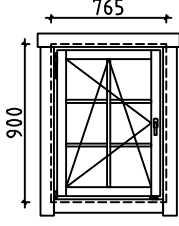
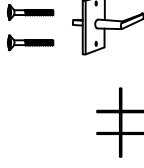
House	44.74.081 München 5 ISO	Sheet	4
Drawing	WALL - WAND - MUUR B	Scale	1:35
Material	4.4x13.5	Date	06.01.2025
Drawer	K.K.	File	44.74.081 München 5 ISO.dwg





House	44.74081 München 5 ISO	Sheet	6
Drawing	WALL - WAND - MUUR 2	Scale	1:35
Material	4.4x13.5	Date	06.01.2025
Drawer	K.K.	File	44.74081 München 5 ISO.dwg

Pos	Specification-Bestimmung-Omschrijving	Pcs	Profile (mm)	L (mm)		
001	 500 3692 200	1	44x135	4480		
002	 500 3692 200	1	44x135	4480		
003	 300 3692 100	2	44x135	4180		
005	100 3692 100 SPARE BEAM-ERZATZBOHLE-VOORRAADPLANK	1	44x135	3980		
006	 100 3692 100	35	44x135	3980		
007	 100 3692 100	2	44x68	3980		
011	100 1091	12	44x135	1235		
013	100158	14	44x135	302		
014		14	44x135	158		
W1-1	 534 012 012 009 008 010 010 3980	1	44x534	3980		
W2-1	 534 012 012 009 008 004 3980	1	44x534	3980		
HB	HIT BLOCK-SCHLAGHÖLZER-BLAZENPLANK 	2	44x135	300		
RB1	500 ROOFBEAMS-DACHBALKEN-DAKBALK 3692 200	4	43x140	4480		
RB2	500 ROOFBEAMS-DACHBALKEN-DAKBALK 3692 200	1	43x140	4480		
R1	ROOFBOARD-DACHBRETT-DAKPLANK  or-oder-of	104+2 80+2	18x88 18x114	2175		
GB1	GABLE BOARD-GIEBELLENDE-GEVELPLANK  2270 2240	4	18x120	2270		
GS1	ROOF FELT FILLET-GIEBELLEISTE-GEVELLIJST 	4	18x70	2270		
EB1	EAVE BOARD-TRAUFBRETT-AFDEKPLANK 	4	18x90	2240		
ES1	EAVE SLAT-TRAUFENLEISTE-AFDEKLIJST 	4	30x40	2240		
DB1	DIAMOND-RAUTE-DIAMANT 	2	18x90	200		
WF1 WF2 WF3	SIDEWALL SKIRTING SLAT-SEITENWAND ABDECKLEISTE -ZIWAND AFDEKLIJST  31 35	2 2 2	18x35	500 200 3690		
SS1	STORM SLAT-STURMLEISTE-STORMLIJST 	4	18x35	1770		
	SCREWS-SCHRAUBEN-SCHROEF FOR-FÜR-VOOR SS1 	12	φ6.0	50		
Kood	4474081 München 5 ISO	Materjal	File	4474081 München 5 ISO.dwg	Leht	7

Pos	Specification-Bestimmung-Omschrijving	Pcs	Profile (mm)	L (mm)
	WASHER-SCHEIBE-SCHIJF FOR-FÜR-VOOR SS1 	12	∅6.0	18
	NAIL-NAGEL-NAGEL FOR-FÜR-VOOR R1 	456	∅2.5	60
	SCREWS-SCHRAUBEN-SCHROEF FOR-FÜR-VOOR GB1, GS1, EB1, ES1, DB1 	90	∅4.5	50
	SCREWS-SCHRAUBEN-SCHROEF FOR-FÜR-VOOR RB1, RB2 	10	∅6.0	160
	DOUBLEDOR-DOPPELTÜR-DUBBELE DEUR (right-rechts-rechts) AST_ISO P.P. 	1	1500	1850
		6		
		1		
		1		
		1		
		2		
	WINDOW-FENSTER-VENSTER (right-rechts-rechts) AST_ISO 	1	765	900
		P		
		1		
		1		
	WINDOW-FENSTER-VENSTER (left-links-links) AST_ISO 	1	765	900
		V		
		1		
		1		
Kood	4474081 München 5 ISO	Materjal	File	4474081 München 5 ISO.dwg
			Leht	8



