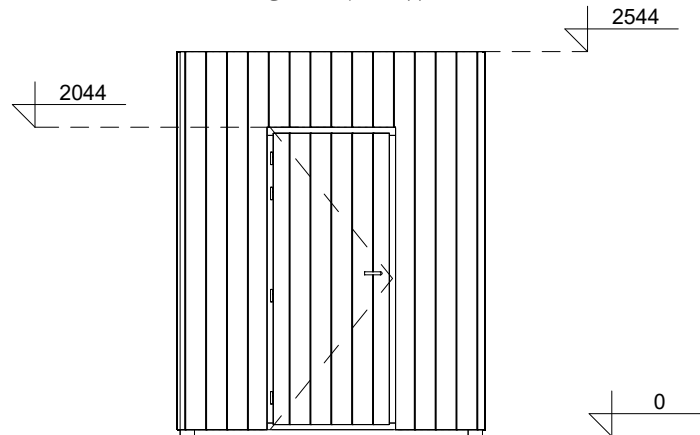
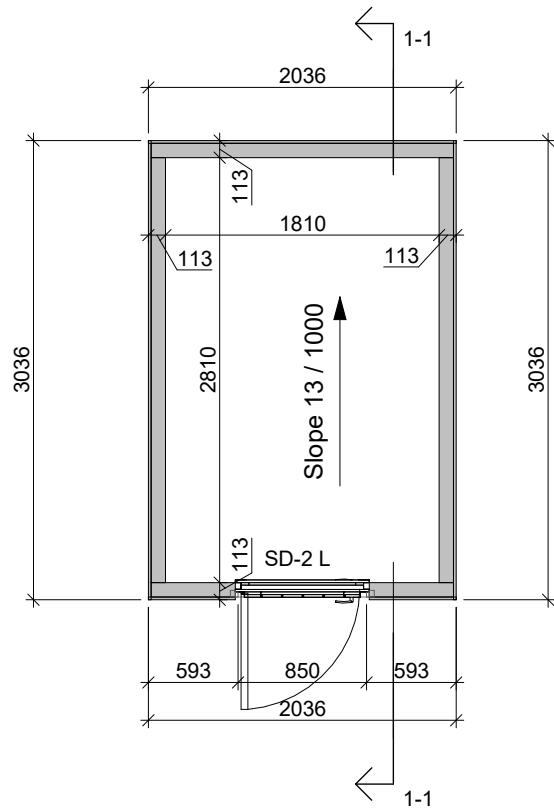



**FRONT VIEW**

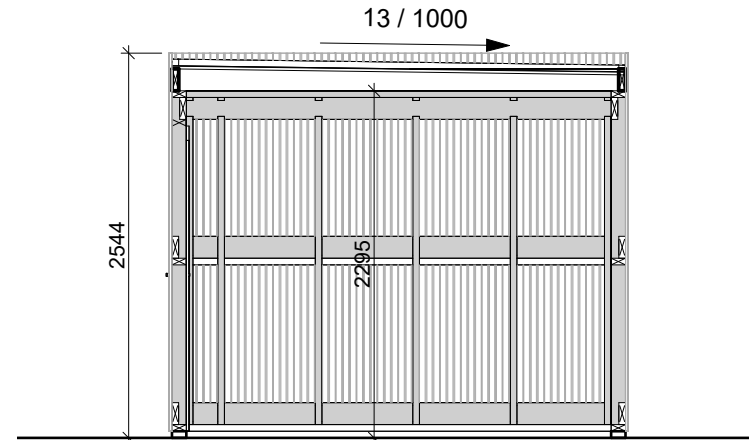


**LEFT SIDE VIEW**



**FLOOR PLAN**

**SECTION 1-1**



Project Nr.

**Frame cabin 204x304cm Frame 95mm**

ARCHITECTURE  
DRAWINGS

Scale

1 : 50

Drawer

RB

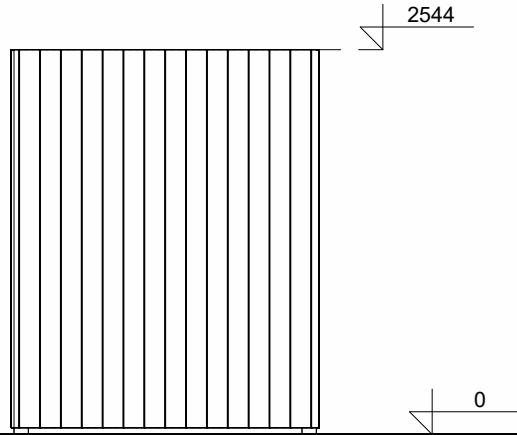
Sheet Nr.

AR - 1


Date

17.04.2024  
11:26:12


**REAR VIEW**



**RIGHT SIDE VIEW**



**3D VIEW**



Project Nr.

**Frame cabin 204x304cm Frame 95mm**

ARCHITECTURE  
DRAWINGS

Scale

1 : 50

Drawer

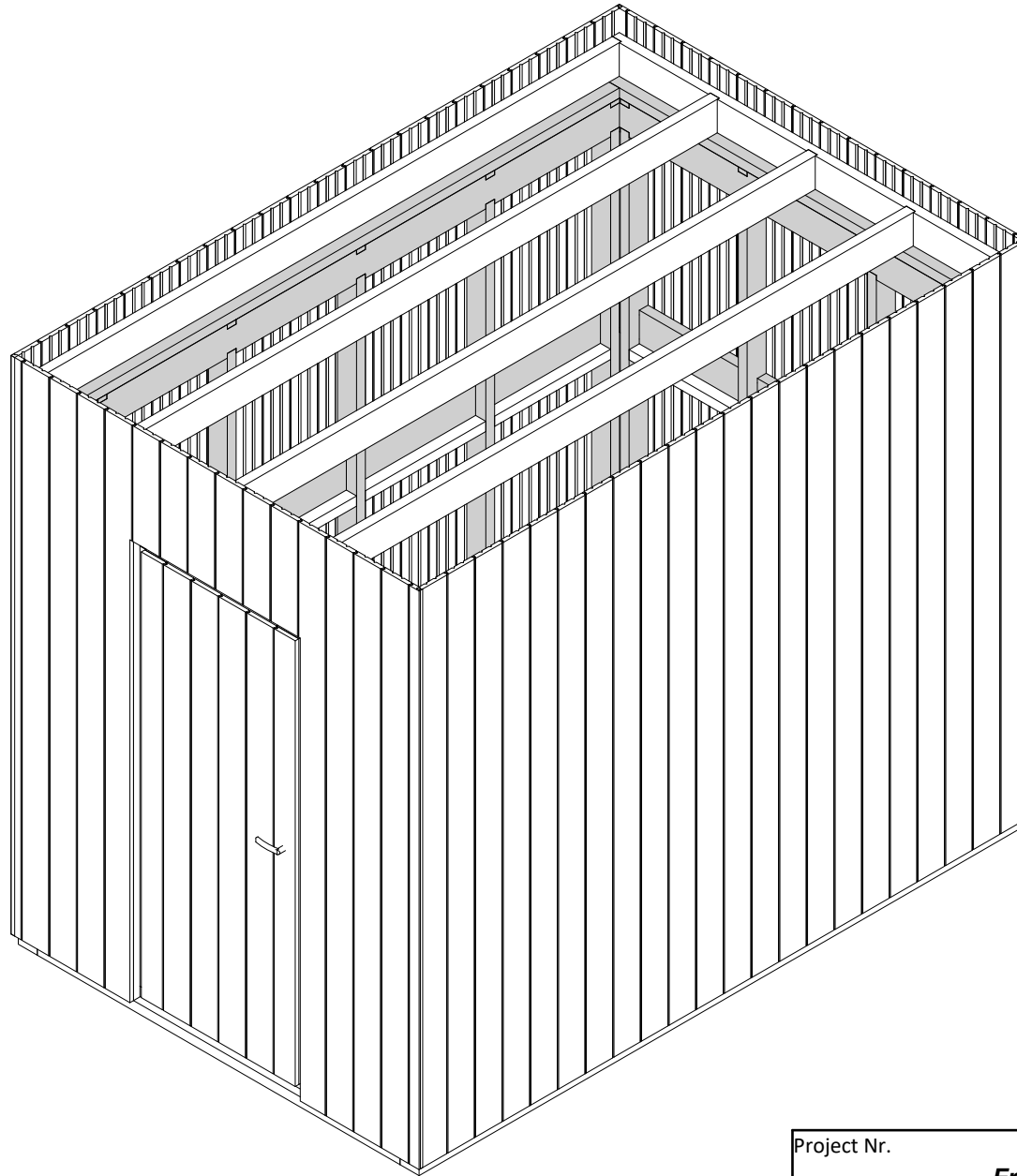
RB

Sheet Nr.

AR - 2


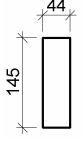

Date

17.04.2024  
11:26:14




Project Nr.				
<b>Frame cabin 204x304cm Frame 95mm</b>				
ARCHITECTURE DRAWINGS	Scale	Drawer	Sheet Nr.	Date
		RB	AR - 3	17.04.2024 11:26:14

### ROOF PART SPECIFICATION

Type Image	Keynote	Description
	RB 18x88	Roof board 18mm
	RJ 44x145	Roof joist 44x145
	RS 44x44	Roof side board 44x44

### FLOOR PART SPECIFICATION

Type Image	Keynote	Description
	BB 44x95	Base beam 44x95

### DOOR SCHEDULE

Keynote	Count
SD-2 L	1
	1

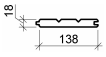
### WINDOW SCHEDULE

Keynote	Count
---------	-------

### ROOF SCHEDULE

Roof type	Area
Roof finish area	6.0 m <sup>2</sup>
	6.0 m <sup>2</sup>

### FACADE BOARD SPECIFICATION

Type Image	Keynote	Covering width (mm)
	FCB 18mm	138

### FLOOR SCHEDULE

Description	Area
-------------	------

Project Nr.

**Frame cabin 204x304cm Frame 95mm**

ARCHITECTURE  
DRAWINGS

Scale

Drawer

Sheet Nr.

Date

RB

AR - 4

17.04.2024  
11:26:15