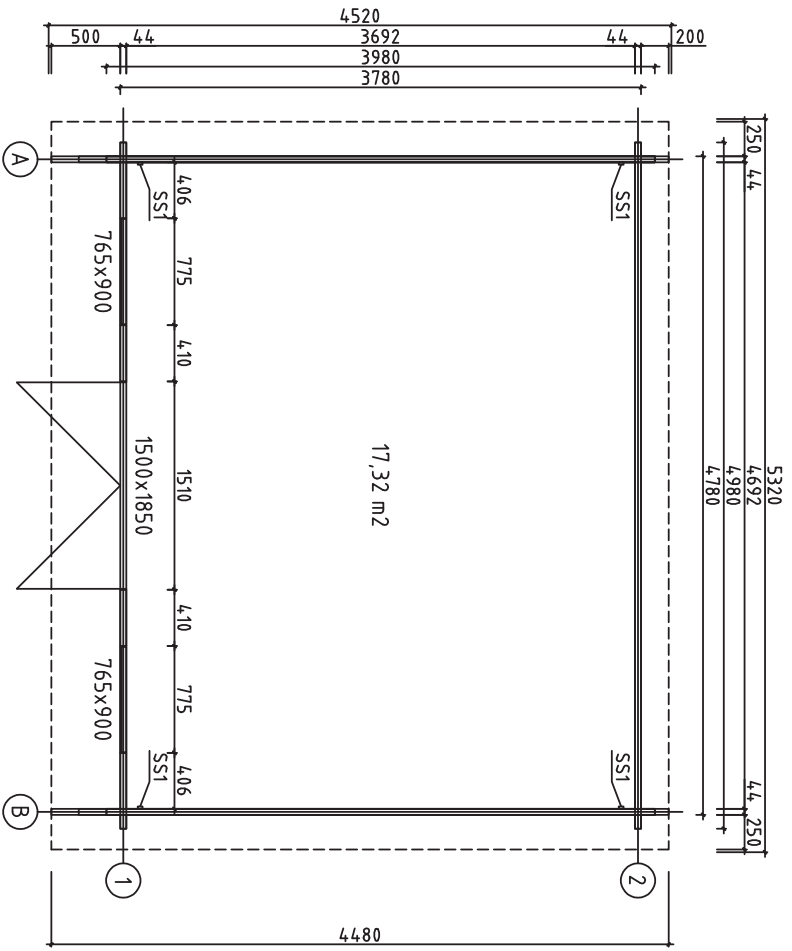


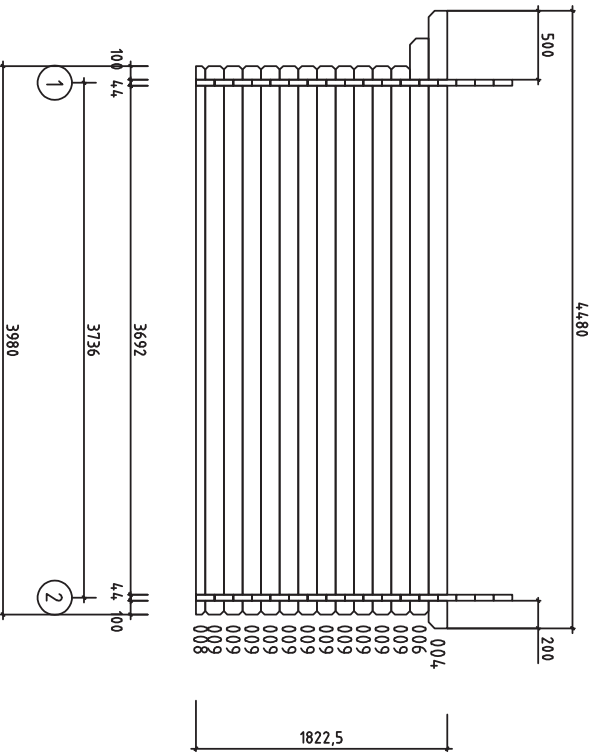
Date rev. Description V 1.0

House	4,457681 München 8 ISO 4,4	Sheet	1
Drawing	3D	Scale	
Material	4,4x135	Date	13.12.2024
Drawer	K.K.	File	4,457681 München 8 ISO 4,4 3D.dwg



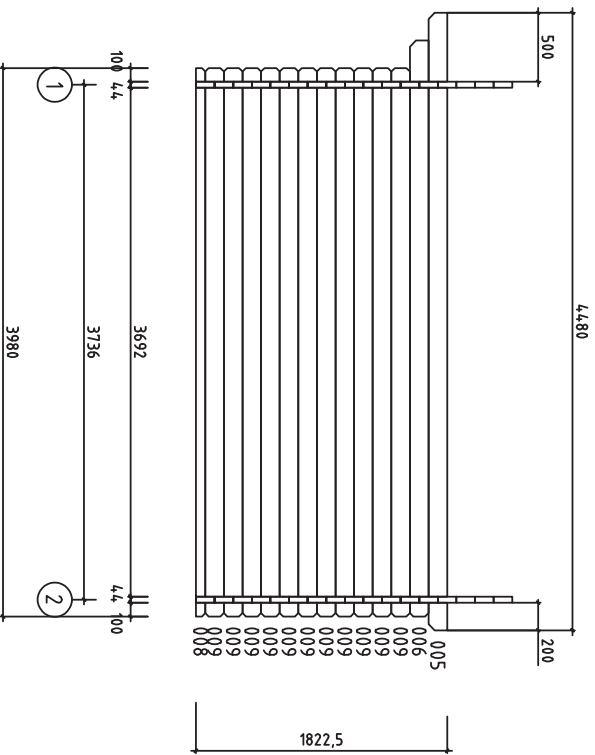
House	4457681 München 8 ISO 44	Sheet	2
Drawing	GRUNDPLAN-GRUNDPLAN-PLAN	Scale	1:50
Material	44x135	Date	13.12.2024
Drawer	K.K.	File	4457681 München 8 ISO 44.dwg

Wall-Wand-Muur A ↗

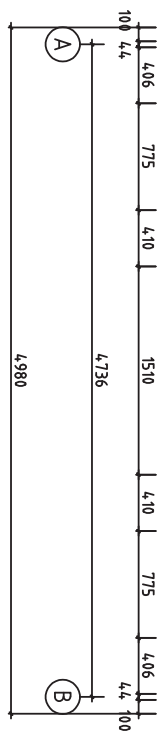
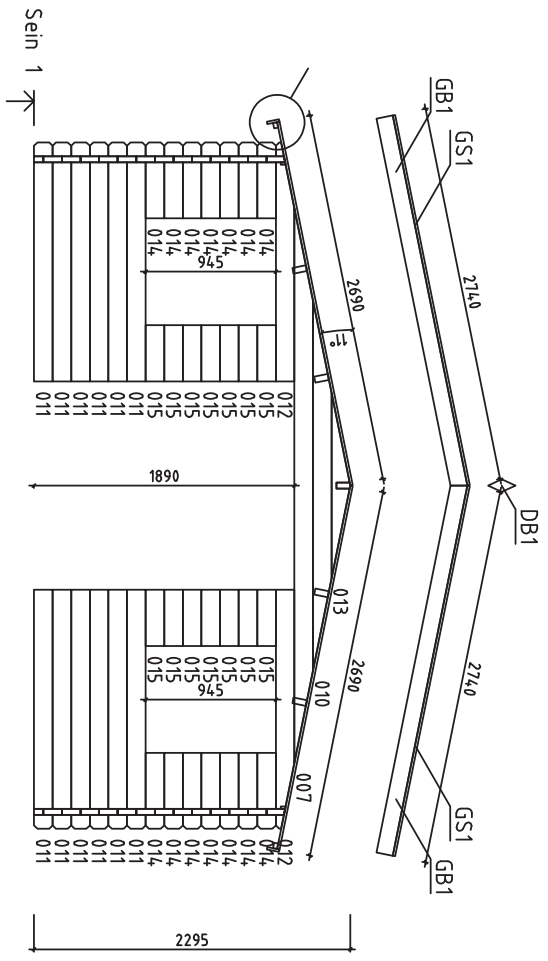
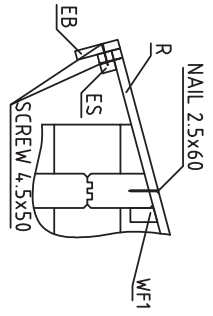


House	4,57681 München 8 ISO 4,4	Sheet	3
Drawing	WALL - WAND - MUUR A	Scale	1:50
Material	4,4x135	Date	13.12.2024
Drawer	K.K.	File	4,57681 München 8 ISO 4,4.dwg

Wall-Wand-Muur B ↗

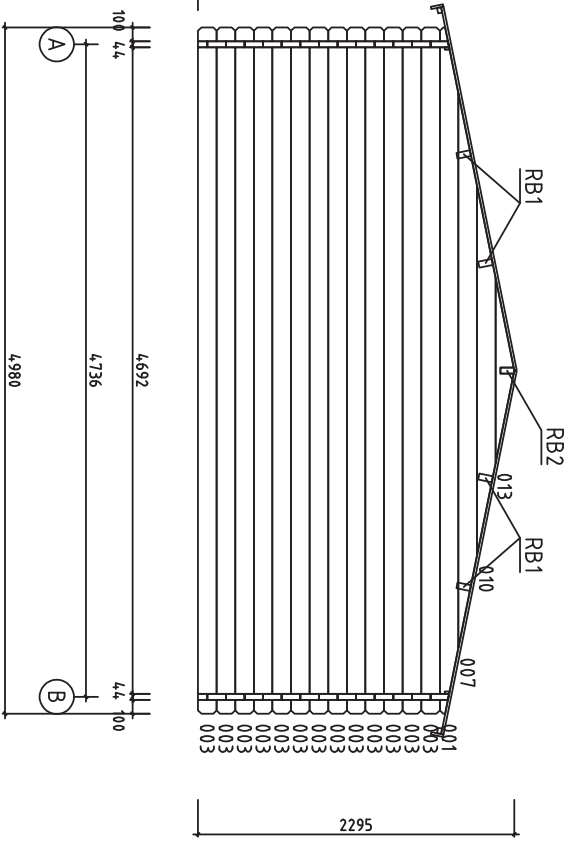


House	4,457681 München 8 ISO 4,4	Sheet	4
Drawing	WALL - WAND - MUUR B	Scale	1:50
Material	4,4 x 135	Date	13.12.2024
Drawer	K.K.	File	4,457681 München 8 ISO 4,4.dwg



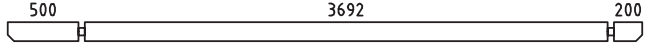
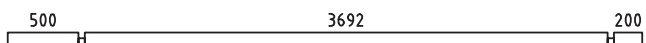
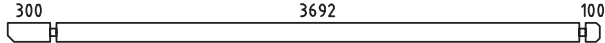
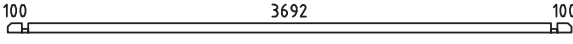
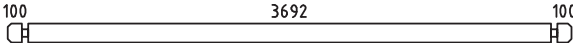
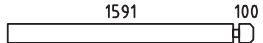


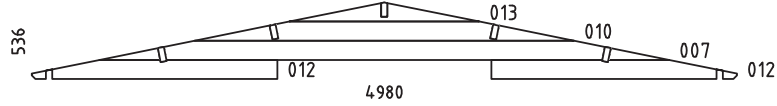
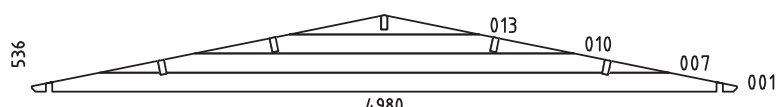

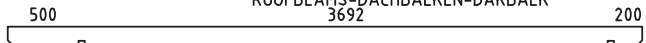
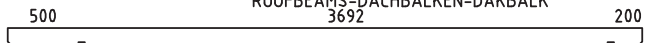






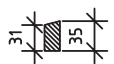








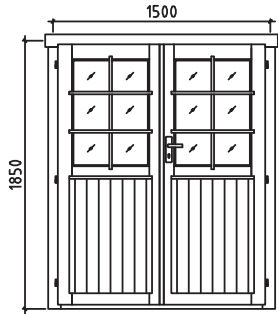
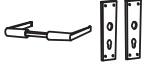




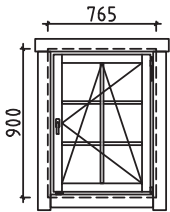


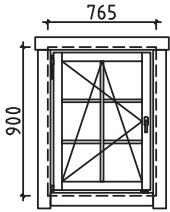


House	4457681 München 8 ISO 44	Sheet	5
Drawing	SEIN 1	Scale	1:50
Material	44x135	Date	13.12.2024
Drawer	K.K.	File	4457681 München 8 ISO 44.dwg

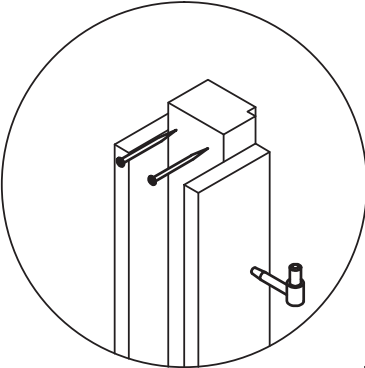
Wall-Wand-Muur 2



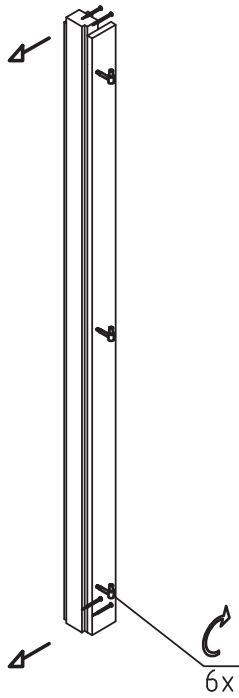
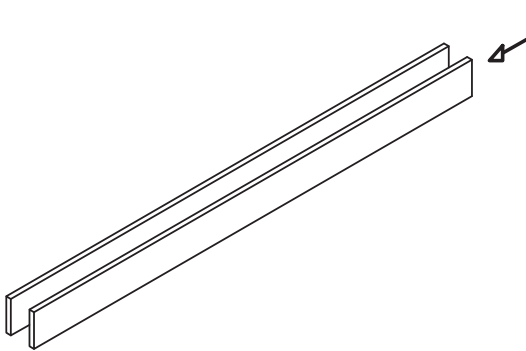
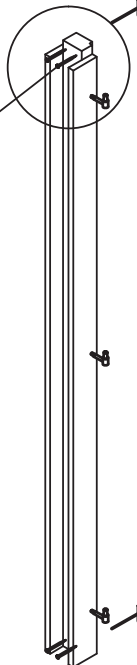
House	4457681 München 8 ISO 44	Sheet	6
Drawing	WALL - WAND - MUUR 2	Scale	1:50
Material	44x135	Date	13.12.2024
Drawer	K.K.	File	4457681 München 8 ISO 44.dwg

Pos	Specification-Bestimmung-Omschrijving	Pcs	Profile (mm)	L (mm)
002	SPARE BEAM-ERZATZBOHLE-VOORRAADPLANK 	1	44x135	4980
003		13	44x135	4980
004		1	44x135	4480
005		1	44x135	4480
006		2	44x135	4180
008		2	44x68	3980
009		22	44x135	3980
011		12	44x135	1735
014		14	44x135	550
015		14	44x135	410
W1-1		1	44x536	4980
W2-1		1	44x536	4980
HB	HIT BLOCK-SCHLAGHÖLZER-BLAZENPLANK 	2	44x135	300
RB1	ROOFBEAMS-DACHBALKEN-DAKBALK 	4	43x140	4480
RB2	ROOFBEAMS-DACHBALKEN-DAKBALK 	1	43x140	4480
R1	ROOFBOARD-DACHBRETT-DAKPLANK  or-oder-of	80+2 104+2	18x114 18x88	2690
GB1	GABLE BOARD-GIEBELBLENDE-GEVELPLANK 	4	18x120	2740
GS1	ROOF FELT FILLET-GIEBELLEISTE-GEVELLIJST 	4	18x70	2740
EB1	EAVE BOARD-TRAUFBRETT-AFDEKPLANK 	4	18x90	2240
ES1	EAVE SLAT-TRAUFFENLEISTE-AFDEKLIJST 	4	30x40	2240
DB1	DIAMOND-RAUTE-DIAMANT 	2	18x90	200
WF1 WF2 WF3	SIDEWALL SKIRTING SLAT-SEITENWAND ABDECKLEISTE -ZIJWAND AFDEKLIJST 	2 2 2	18x35	500 200 3690
SS1	STORM SLAT-STURMLEISTE-STORMLIJST 	4	18x35	1750

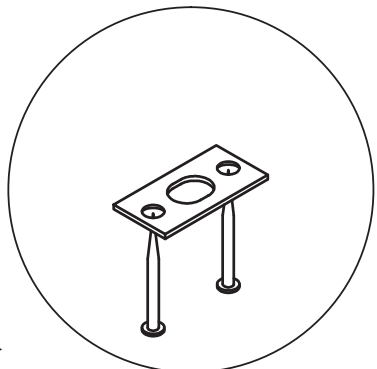
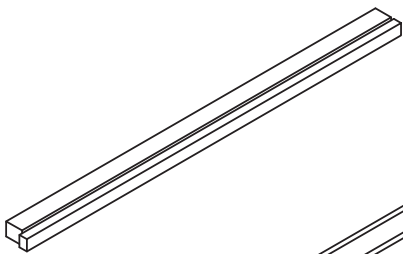
Pos	Specification-Bestimmung-Omschrijving	Pcs	Profile (mm)	L (mm)
	SCREWS-SCHRAUBEN-SCHROEF FOR-FÜR-VOOR SS1 	12	ø6.0	50
	WASHER-SCHEIBE-SCHIJF FOR-FÜR-VOOR SS1 	12	ø6.0	18
	NAIL-NAGEL-NAGEL FOR-FÜR-VOOR R1 	420	ø2.5	60
	SCREWS-SCHRAUBEN-SCHROEF FOR-FÜR-VOOR GB1, GS1, EB1, ES1, DB1 	80	ø4.5	50
	SCREWS-SCHRAUBEN-SCHROEF FOR-FÜR-VOOR RB1, RB2 	10	ø6.0	160
	DOUBLEDOR-DOPPELTÜR-DUBBELE DEUR (right-rechts-rechts) AST_ISO P   1  1  1  6  2	1	1500	1850
	WINDOW-FENSTER-VENSTER (right-rechts-rechts) AST_ISO P   1  1	1	765	900
	WINDOW-FENSTER-VENSTER (left-links-links) AST_ISO V   1  1	1	765	900



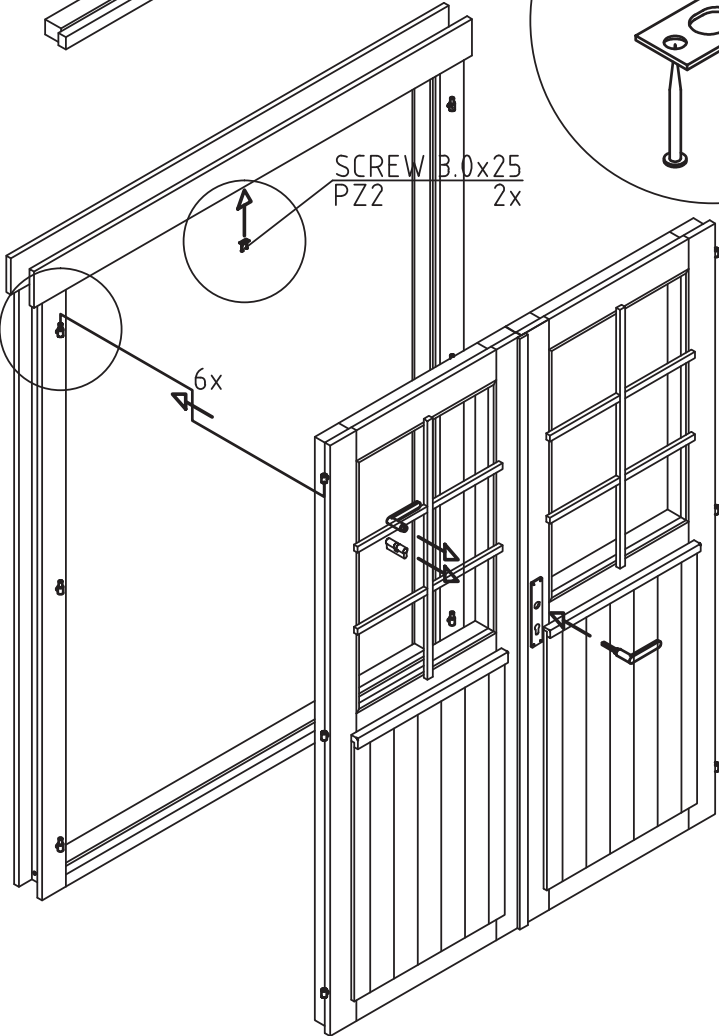
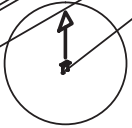
SCREW 4.0x70
8x PZ2



6x



SCREW 3.0x25
2x PZ2



6x

